

NEW SOVIET OPTIONS AND PLATOONS IN BERLIN THAT ARE ALSO NOW AVAILABLE FOR DESPERATE MEASURES.

## BED SPRING ARMOUR

You can now take the following options *Desperate Measures*:

**Guards Heavy Tank Company** on page 24, **Guards Hero Heavy Tank Company** on page 52.

- Add Bed Spring Armour to any or all IS-2 tanks for +5 points per tank.

**Tankovy Batalon HQ** on page 9, **Tankovy Company** on page 9, **Hero Tankovy Brigada HQ** on page 39, **Hero Tankovy Company** on page 39.

- Add Bed Spring Armour to any or all T-34 obr 1942 or T-34/85 obr 1944 tanks for +5 points per tank.

### BED SPRING ARMOUR (PAGE 45 OF BERLIN)

In 1945 the Soviets began to fit mesh spaced armour to the side of their tanks and assault guns to give added protection against weapons such as the *Panzerfaust*. This quickly became known as bed spring armour, due to it looking like the sprung metal base of a bed.

*If a tank protected by Bed Spring Armour fails an Armour Save against a weapon with a Firepower of 5+ or 6 hitting its Side armour, roll a special 4+ Bed Spring Armour save:*

- *If the save is successful the Bed Spring Armour protects the tank from the side shot.*
- *If the save is not successful the shot penetrated the Side armour as normal.*

## PAGE 9 DESPERATE MEASURES

### TANKOVY BATALON HQ

#### HEADQUARTERS

1 T-34 obr 1942	50 points	45 points
1 T-34/85 obr 1944	80 points	70 points

#### OPTIONS

- Upgrade T-34 obr 1942 to have a Cupola for +5 points.
- Add Bed Spring Armour to T-34 obr 1942 or T-34/85 obr 1944 tank for +5 points.
- Mount a SMG Tank Escort on HQ tank for +10 points.



*A Tankovy Batalon must contain at least one Tankovy Company equipped with the same type of tank as the Tankovy Batalon HQ.*

## PAGE 9 DESPERATE MEASURES

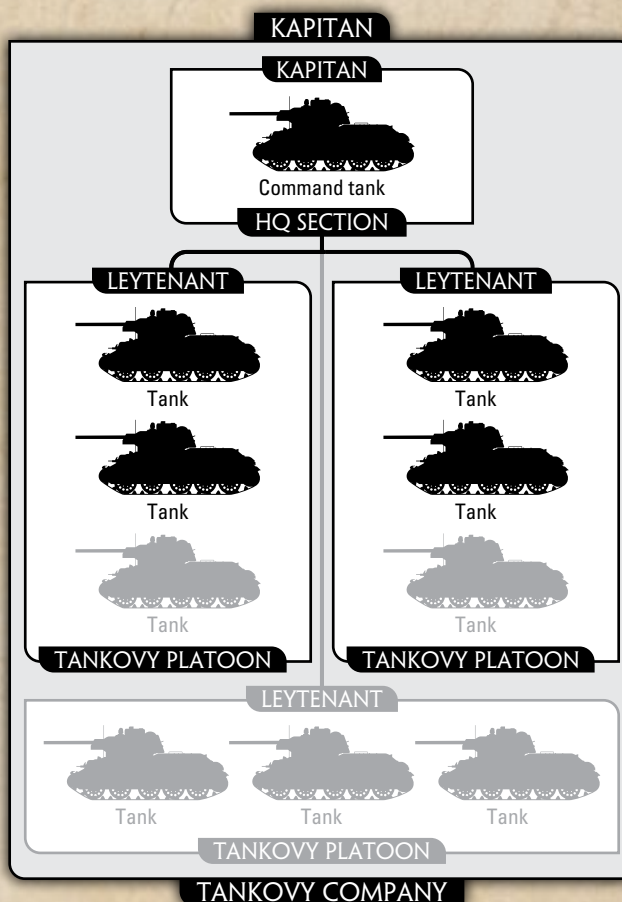
### TANKOVY COMPANY

#### COMPANY

10 T-34 obr 1942	390 points	350 points
9 T-34 obr 1942	365 points	325 points
8 T-34 obr 1942	340 points	300 points
7 T-34 obr 1942	310 points	275 points
6 T-34 obr 1942	275 points	245 points
5 T-34 obr 1942	245 points	215 points
10 T-34/85 obr 1944	640 points	570 points
9 T-34/85 obr 1944	600 points	535 points
8 T-34/85 obr 1944	555 points	495 points
7 T-34/85 obr 1944	505 points	450 points
6 T-34/85 obr 1944	450 points	400 points
5 T-34/85 obr 1944	395 points	350 points

#### OPTIONS

- Replace up to five T-34 obr 1942 with T-34/85 obr 1944 tanks for +30 points per tank.
- Upgrade all T-34 obr 1942 to have Cupolas for +10 points for the company.
- Add Bed Spring Armour to any or all T-34 obr 1942 or T-34/85 obr 1944 tanks for +5 points per tank.
- Mount SMG Tank Escorts on all tanks for +10 points per tank.



The T-34 medium tank design is a battle-tested one. It has fought for nearly the entire duration of the war in one form or another. By 1944-45, these tanks have been upgunned with the powerful 85mm anti-tank gun and uparmoured to better protect the crew.

While the crews of German main battle tanks cower behind their thick frontal armour, they can be easily overwhelmed and destroyed from the sides and rear.

## PAGE 39 DESPERATE MEASURES

### HERO TANKOVY BRIGADA HQ

#### HEADQUARTERS

1 T-34 obr 1942	65 points	55 points
1 T-34/85 obr 1944	95 points	85 points

#### OPTIONS

- Upgrade T-34 obr 1942 to have a Cupola for +5 points.
- Add Bed Spring Armour to T-34 obr 1942 or T-34/85 obr 1944 tank for +5 points.



- Mount a SMG Tank Escort on HQ tank for +10 points.

## PAGE 39 DESPERATE MEASURES

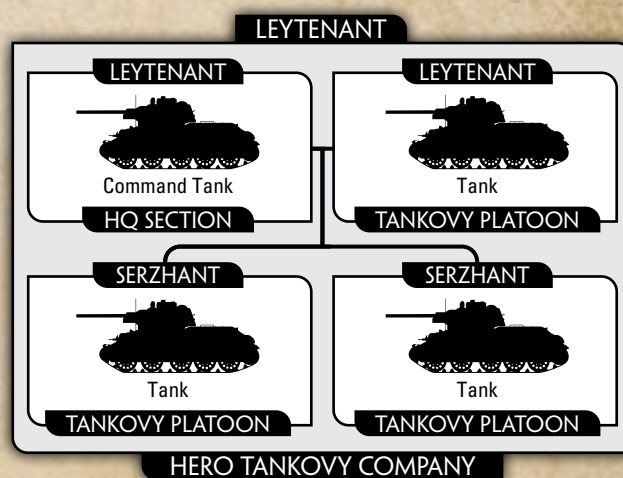
### HERO TANKOVY COMPANY

#### COMPANY

4 T-34 obr 1942	260 points	230 points
3 T-34 obr 1942	195 points	170 points
4 T-34/85 obr 1944	375 points	330 points
3 T-34/85 obr 1944	280 points	250 points

#### OPTIONS

- Upgrade all T-34 obr 1942 to have Cupolas for +5 points for the company.
- Replace any or all T-34 obr 1942 with T-34/85 obr 1944 tanks for +30 points per tank.
- Add Bed Spring Armour to any or all T-34 obr 1942 or T-34/85 obr 1944 tanks for +5 points per tank.
- Mount SMG Tank Escorts on all tanks for +10 points per tank.



## PAGE 24 DESPERATE MEASURES

### GUARDS HEAVY TANK COMPANY

#### COMPANY

5 IS-2 obr 1943	675 points	675 points
4 IS-2 obr 1943	540 points	540 points
3 IS-2 obr 1943	405 points	405 points
5 IS-2 obr 1944	730 points	730 points
4 IS-2 obr 1944	585 points	585 points
3 IS-2 obr 1944	440 points	440 points

#### OPTIONS

- Equip any or all tanks with .50 cal AA MG for +5 points per tank.
- Add Bed Spring Armour to any or all IS-2 tanks for +5 points per tank.
- Mount SMG Tank Escorts on all tanks for +10 points per tank.

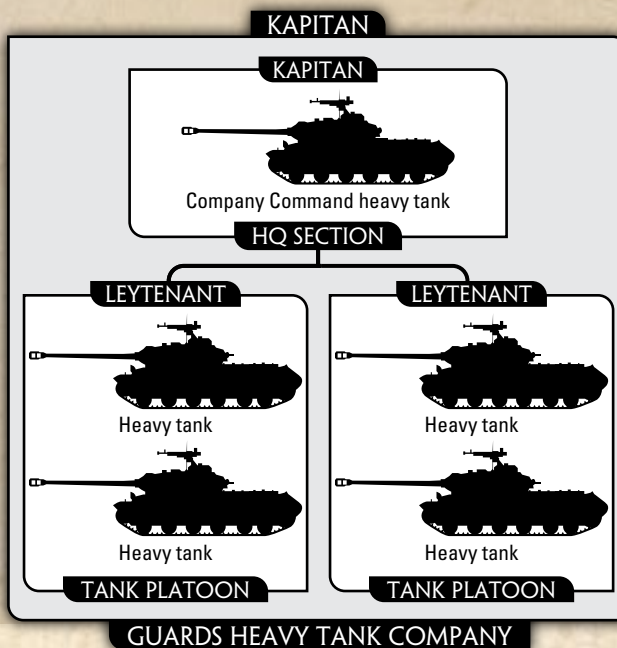
#### GUARDS

A Guards Heavy Tank Company is not affected by the *Hen and Chicks* special rule.

A Guards Heavy Tank Company is rated **Fearless Trained**.

FEARLESS

TRAINED



The Guards heavy tank battalions have been smashing open German lines for several years. They are excellent support tanks for medium tank and mechanised battalions. Now, as we close in on Germany, we have the latest model of IS-2 obr 1944 tanks, with thicker frontal armour. However, the older model is still a powerful weapon.

## PAGE 52 DESPERATE MEASURES

### GUARDS HERO HEAVY TANK COMPANY

#### COMPANY

3 IS-2 obr 1943	415 points	415 points
2 IS-2 obr 1943	275 points	275 points
3 IS-2 obr 1944	450 points	450 points
2 IS-2 obr 1944	300 points	300 points

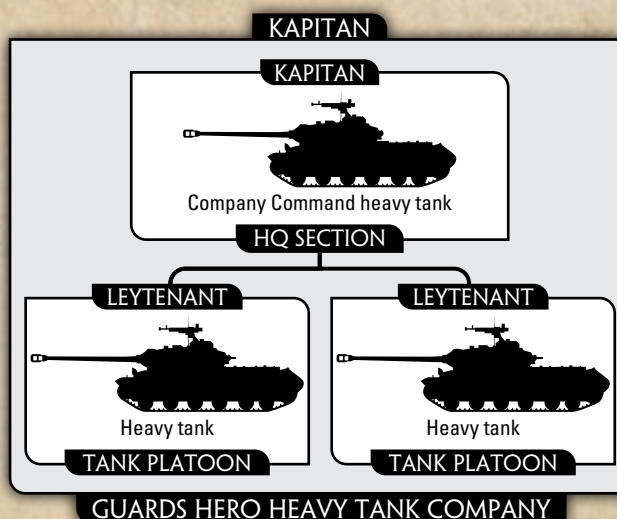
#### OPTIONS

- Equip any or all tanks with a .50 cal AA MG for +5 points per tank.
- Add Bed Spring Armour to any or all IS-2 tanks for +5 points per tank.
- Mount SMG Tank Escorts on all tanks for +10 points per tank.

A Guards Hero Heavy Tank Company is rated **Fearless Trained**.

FEARLESS

TRAINED



As the battle for Germany begins, the heavy tanks are ready to offer our tank and infantry comrades the help of the powerful IS-2 tank. These tanks will be essential in the tough fighting ahead.

# 160MM ОБР 1943 HEAVY MORTAR

You can now take the following support platoon in *Desperate Measures*:

**Tankovy Batalon** (page 8): Support Companies right column second Artillery box from the top, you may also take a 160mm Mortar Battalion as an option in this box.

**Motostrelkovy Batalon** (page 12): Support Companies right column first Artillery box from the top, you may also take a 160mm Mortar Battalion as an option in this box.

**Sredniy Samokhodno-Artilleryiyskiy Polk** (page 20): Support Companies right column first Artillery box from the top, you may also take a 160mm Mortar Battalion as an option in this box.

## 160MM MORTAR BATTALION

### COMPANY

HQ Section with:

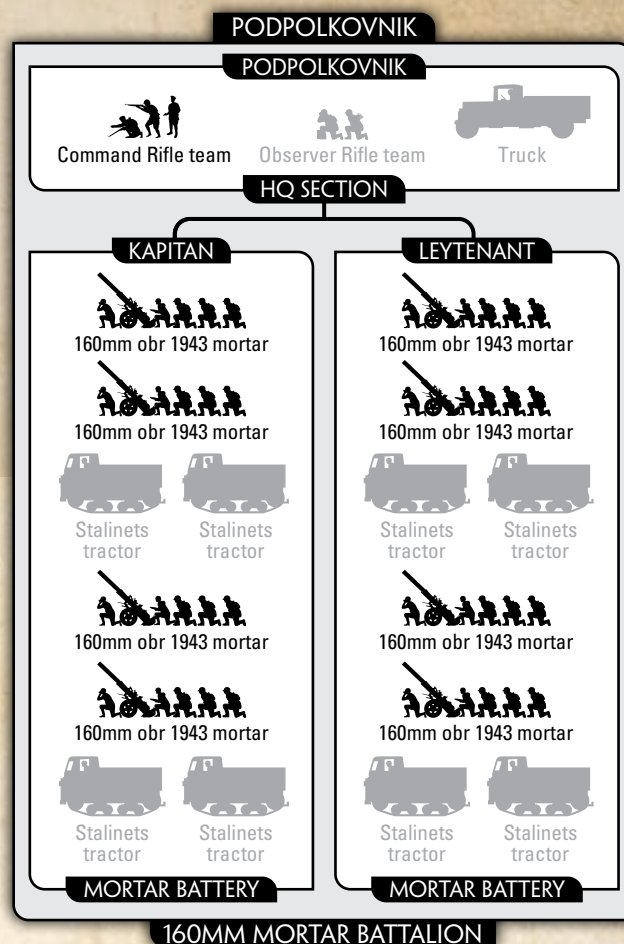
8 160mm obr 1943	220 points	195 points
6 160mm obr 1943	180 points	160 points
4 160mm obr 1943	130 points	115 points
2 160mm obr 1943	65 points	55 points

### OPTIONS

- Add an Observer Rifle team for +15 points.
- Add a truck and Stalinets tractors for +5 points per Mortar Battery.

The Red Army's new 160mm obr 1943 heavy mortar equips the artillery's heavy mortar brigades. The 160mm mortar was originally designed by scaling up the 120-PM-38 heavy mortar, but it soon became obvious that drop loading a 40kg mortar bomb would be difficult due the bomb weight and the length the firing tube. To overcome this problem a breach loading mechanism was adapted to the weapon. The whole mortar weighs in at a hefty 1170kg, but to make it easy to adjust for firing and to move over short distances it is fitted with wheels.

The key advantages of the 160mm obr 1943 (also known as the MT-13) is its ability to deliver a hefty payload up to 5000 metres and to fire 10 rounds per minute. It was also less costly and resource intensive to manufacture than similar calibre guns and howitzers.



## HERO 160MM MORTAR BATTALION (PAGE 63 OF BERLIN)

You can now take the following support platoon in *Desperate Measures*:

**Hero Tankovy Brigada** (page 38): Support Companies right column second Artillery box from the top, you may also take a Hero 160mm Mortar Battalion as an option in this box.

**Hero Motostrelkovy Batalon** (page 42): Support Companies right column first Artillery box from the top, you may also take a Hero 160mm Mortar Battalion as an option in this box.

**Hero Sredniy Samokhodno-Artilyeriyskiy Polk** (page 50): Support Companies right column first Artillery box from the top, you may also take a Hero 160mm Mortar Battalion as an option in this box.

### HERO 160MM MORTAR BATTALION

#### COMPANY

HQ Section with:

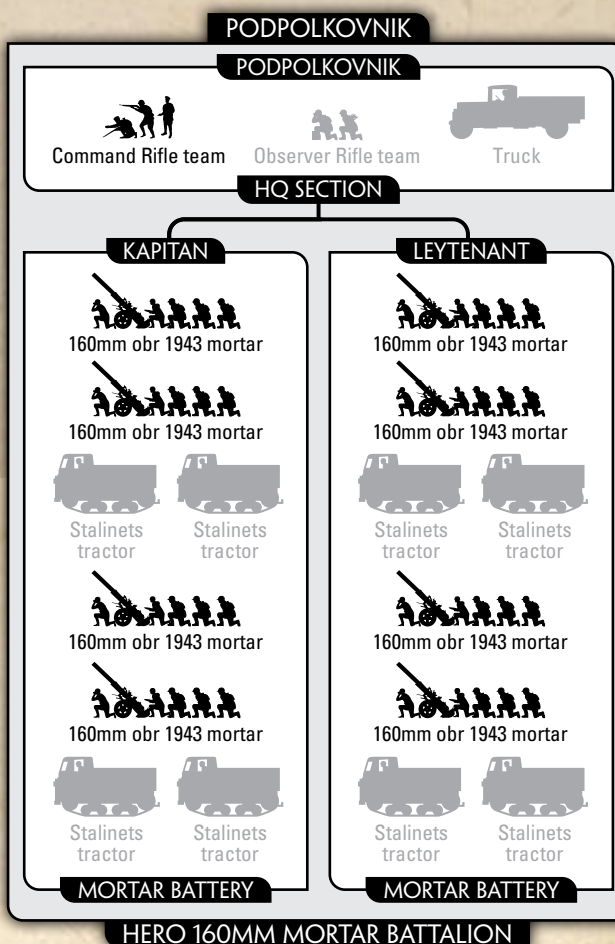
8 160mm obr 1943	250 points	220 points
6 160mm obr 1943	205 points	180 points
4 160mm obr 1943	145 points	130 points
2 160mm obr 1943	75 points	70 points

#### OPTIONS

- Add an Observer Rifle team for +15 points.
- Add a truck and Stalinets tractors for +5 points per Mortar Battery.

The Red Army's new 160mm obr 1943 heavy mortar equips the artillery's heavy mortar brigades. The 160mm mortar was originally designed by scaling up the 120-PM-38 heavy mortar, but it soon became obvious that drop loading a 40kg mortar bomb would be difficult due the bomb weight and the length the firing tube. To overcome this problem a breach loading mechanism was adapted to the weapon. The whole mortar weighs in at a hefty 1170kg, but to make it easy to adjust for firing and to move over short distances it is fitted with wheels.

The key advantages of the 160mm obr 1943 (also known as the MT-13) is its ability to deliver a hefty payload up to 5000 metres and to fire 10 rounds per minute. It was also less costly and resource intensive to manufacture than similar calibre guns and howitzers.



# 203MM ОБР 1931 HOWITZER

You can now take the following additional 203mm obr 1931 howitzer option in the Reserve Artillery Battalion on page 30 of *Desperate Measures*:

## PAGE 30 DESPERATE MEASURES

### RESERVE ARTILLERY BATTALION

#### COMPANY

HQ Section with:

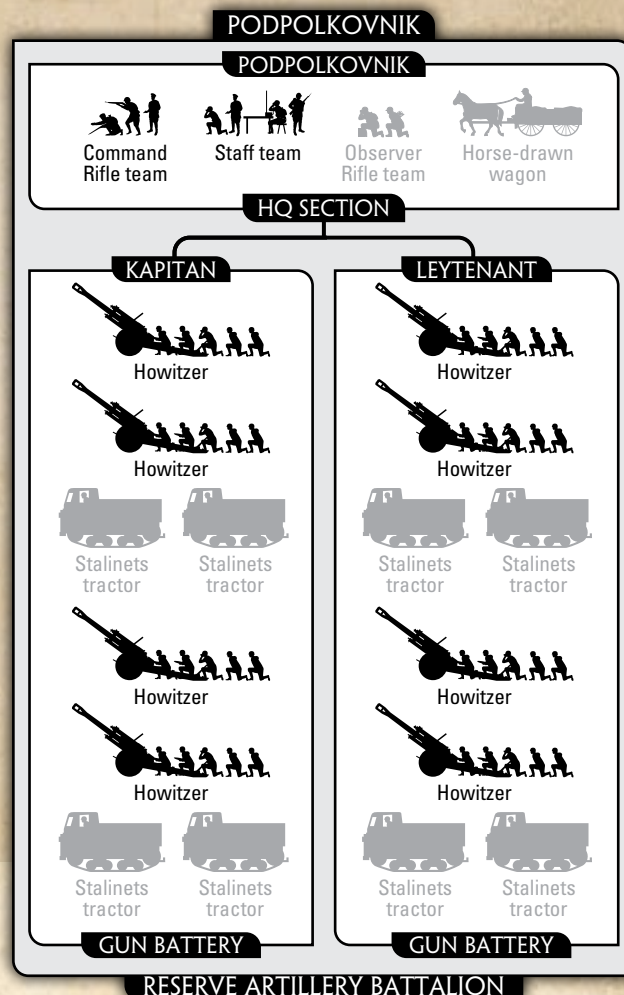
8 122mm obr 1938	 265 points	 235 points
4 122mm obr 1938	155 points	140 points
8 152mm obr 1943	345 points	305 points
4 152mm obr 1943	200 points	180 points
8 122mm A-19	405 points	360 points
4 122mm A-19	235 points	210 points
8 152mm ML-20	420 points	375 points
4 152mm ML-20	245 points	220 points
8 203mm obr 1931	510 points	450 points
4 203mm obr 1931	290 points	260 points

#### OPTIONS

- Add an Observer Rifle team for +15 points.
- Add Horse-drawn wagon and Stalinets tractors for +5 points per battery.

*You may not field a Reserve Artillery Battalion unless you are also fielding a Motorised Artillery Battalion with at least as many guns in total.*

The reserve artillery has the Red Army's most powerful field artillery. They have been pounding the Germans relentlessly since Operation Bagration, and will continue to do so until the last fascist has been ground into dust under the weight of their powerful bombardments.



You can now take the following additional 203mm obr 1931 howitzer option in the Hero Reserve Artillery Battalion on page 56 of *Desperate Measures*:

## PAGE 56 DESPERATE MEASURES

### HERO RESERVE ARTILLERY BATTALION

#### COMPANY

HQ Section with:

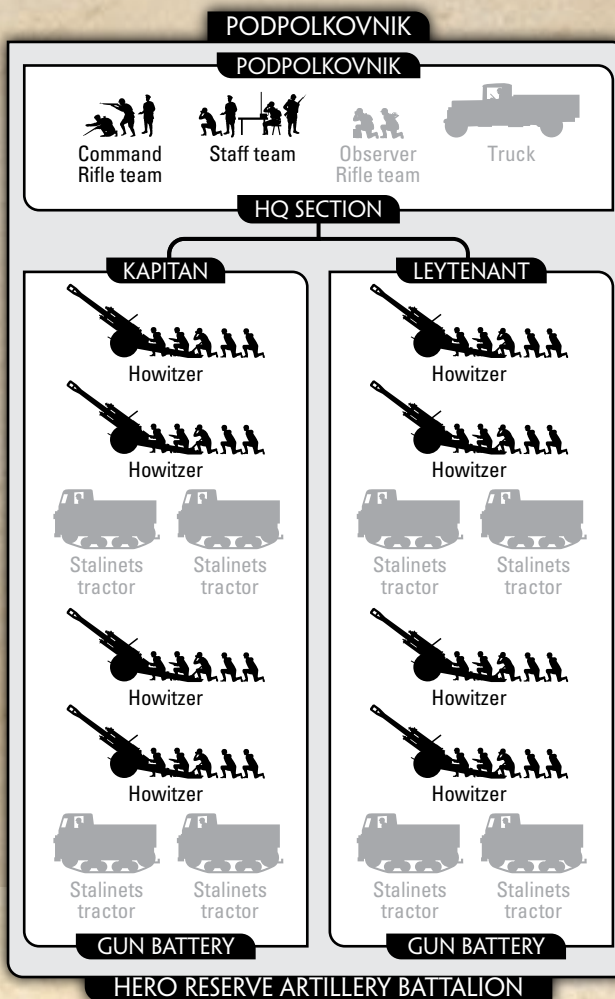
8 122mm obr 1938	320 points	280 points
4 122mm obr 1938	190 points	165 points
8 152mm obr 1943	415 points	365 points
4 152mm obr 1943	240 points	215 points
8 122mm A-19	490 points	435 points
4 122mm A-19	285 points	255 points
8 152mm ML-20	510 points	450 points
4 152mm ML-20	295 points	265 points
8 203mm obr 1931	610 points	540 points
4 203mm obr 1931	335 points	310 points

#### OPTIONS

- Add an Observer Rifle team for +15 points.
- Add a truck and Stalinets tractors for +5 points per Gun Battery.

*You may not field a Hero Reserve Artillery Battalion unless you are also fielding a Hero Motorised Artillery Battalion with at least as many guns in total.*

The reserve artillery is always with us, and its devastating bombardments are a boon to our spirits. The heavy howitzers and guns of the Red Army wipe away the enemy's carefully planned positions in an instant and leave little for your *motostrelkovy* and *tankovy* to deal with when the dust settles.



## GUN TEAMS ARSENAL

Weapon	Mobility	Range	ROF	Anti-tank	Firepower	Notes
<b>MORTARS</b>						
160mm obr 1943 mortar	Heavy	56"/140cm	-	4	2+	
<b>ARTILLERY</b>						
203mm obr 1931 howitzer	Immobile	24"/60cm	1	14	1+	Bunker buster, Building destroyer, Volley fire.
Firing bombardments		88"/220cm	-	5	1+	

#### BUILDING DESTROYER

In Berlin the Soviets brought their 203mm heavy howitzers forward to support the infantry in the city. These big guns were used to clear buildings of German defenders, often demolishing the building the process.

*In addition to the normal Bunker Buster rules, if a 203mm obr 1931 howitzer Hits a team in a large building with multiple rooms, all the teams in rooms adjacent to the target team's room and those rooms above and below the target team's room are also Hit.*