

SLOVAK FAST DIVISION



SLOVAKIAN FORCES ON THE EASTERN FRONT (1942-43)



Slovak Special Rules



Rychlá ("Rapid") Doctrine

Unlike the lumbering Infantry divisions, the Slovakian Mobile forces prided themselves on conducting a war of manoeuvre based on pre-war Czech doctrine. The troops covered vast distances in the opening stages of the war against the Soviets.

Any Slovakian platoon with a Command team may attempt a Rychlá move in its Shooting step instead of shooting. Roll a skill test for each platoon. If the test is successful, the platoon may move another 4"/10cm. If the test is unsuccessful, the platoon cannot move further this step. All of the normal rules apply for this movement. If a platoon attempts to make a Rychlá move, it may not shoot even if it fails. Platoons that moved At the Double cannot attempt a Rychlá move. Pinned down platoons, or Bugged down or Bailed out vehicles cannot attempt a Rychlá move.

Iron Discipline

The German Army was impressed by the stoic behaviour and professionalism of the Slovakian Mobile forces. They noted a tendency to stick to a mission in the face of extremely adverse conditions.

A Slovakian company that retains its Company Command team may re-roll its first failed Company Morale Check.

Resourcefulness

Slovakian forces inherited large numbers of LT-35 tanks. The familiarity of Slovakian mechanics and crews with this temperamental and complex design and the assistance of Skoda engineers enabled them to get the best out of them. After initial problems, they travelled vast distances largely on their own tracks.

In any turn when an LT-35 fails an unreliability die roll, immediately roll a Skill Test for the crew. If the Skill Test is successful, the unreliability result is ignored and the tank does not become bogged down.



Praga RV truck



Motorised Infantry Company



(INFANTRY COMPANY)

A force based around a Motorised Infantry Company must contain:

- 1 Company HQ, and
- 2 or 3 Motorised Infantry Platoons.

Weapons Platoons available to a Motorised Infantry Company are:

- 0 to 2 Machine Gun Platoon,
- 0 to 1 Infantry Gun Platoon,
- 0 to 1 Mortar Platoon, and
- 0 to 1 Anti-Tank Platoon.

Support Platoons for a Motorised Infantry Company can be:

- 0 to 2 Tank Platoons,
- Divisional Troops,
- 0 to 1 allied platoon of German Grenadiers,
- 0 to 1 allied platoon of German Artillery, and
- 0 to 1 allied platoon of German Tank Hunters.

You may have **two** Support Platoons for each Motorised Infantry Platoon you field.

Motivation and Skill

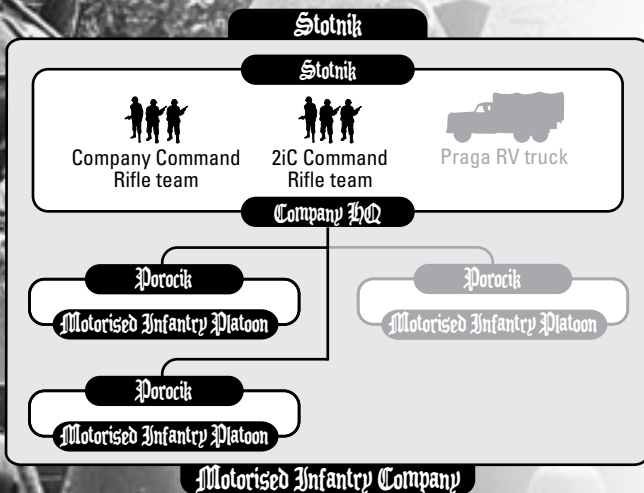
A Motorised Infantry Company is rated as **Confident Trained**.



SLOVAK MOTORISED INFANTRY COMPANY

HEADQUARTERS

1 Company HQ



Headquarters

Company HQ **25 points**

Option

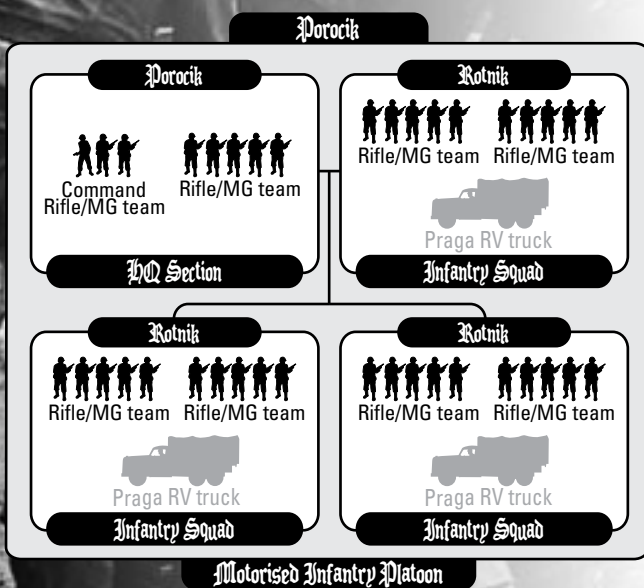
- Add Praga RV truck for +5 points.

A Slovak Motorised Company is commanded by a Stotnik (Captain). These troops have fought well during the campaigns of 1941 and are now ready to take part in the renewed offensives against the Bolsheviks.

Expanded from a brigade to a division the Slovak mobile troops represent the elite fighting force of the new Slovakian nation.

COMBAT PLATOONS

2 to 3 Motorised Infantry Platoons



Platoon

3 Infantry Squads **120 points**

2 Infantry Squads **95 points**

Option

- Add one Praga RV truck per Infantry Squad for +5 points per truck.

In theory, these Platoons were meant to be carried in trucks, but owing shortages transport is not always available. When they are motorised the platoon's HQ section rides with the rest of the platoon in their trucks.

A Motorised Infantry Platoon is commanded by a Porocik (Lieutenant) who works in conjunction with the Fast Division's tanks to rapidly move his troops forward for the assault.



LT-35 tanks





WEAPONS PLATOONS



0 to 2 Machine Gun Platoons

Platoon

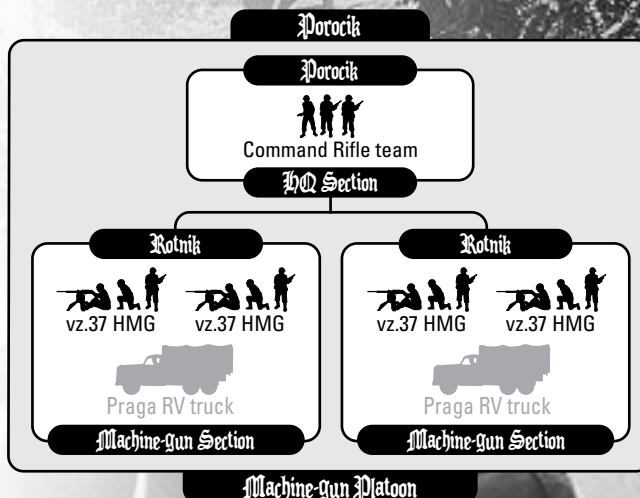
HQ Section with:

2 Machine-gun Sections **110 points**

Option

- Add Praga RV trucks at no cost.

The Slovak's inherited their military equipment, doctrine and training from the old Czechoslovakian army. This left them a selection of excellent weapons from the Czech arms industry. Among them were two modern automatic weapons the vz.26 light machine-gun and the vz.37 heavy machine-gun. Both were mounted at various times on tripods in the infantry support role.



0 to 1 Mortar Platoon

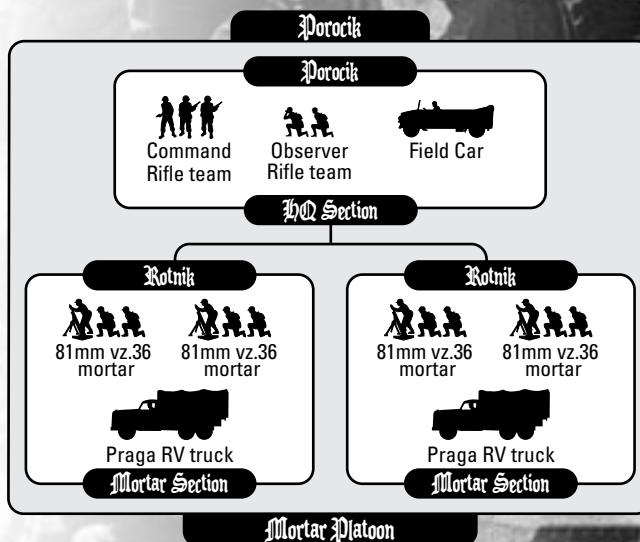
Platoon

HQ Section with:

2 Mortar Sections **115 points**

1 Mortar Section **70 points**

The mortar men are always on hand to offer fire support to the motorised infantry. Armed with the 81mm vz.36 mortar they can screen their troops with smoke or drop high explosive bombardments on enemy positions.



0 to 1 Infantry Gun Platoon

Platoon

HQ Section with:

2 Gun Sections **95 points**

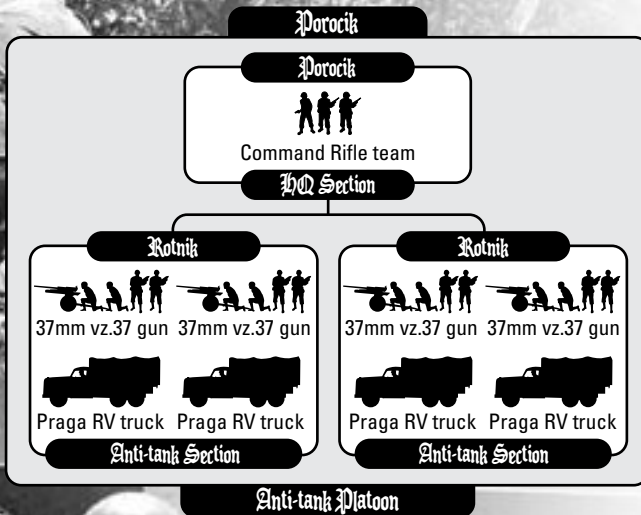
1 Gun Section **65 points**

The Infantry support gun of the Slovak mobile forces is the Skoda 174mm mountain howitzer. This weapon delivers an effective punch from a lightweight frame. Though towed by trucks it is light enough to be easily manhandled around the battlefield.



SLOVAK MOTORISED INFANTRY COMPANY

0 to 1 Anti-tank Platoon



Platoon

HQ Section with:

2 Anti-tank Sections	100 points
1 Anti-tank Section	60 points

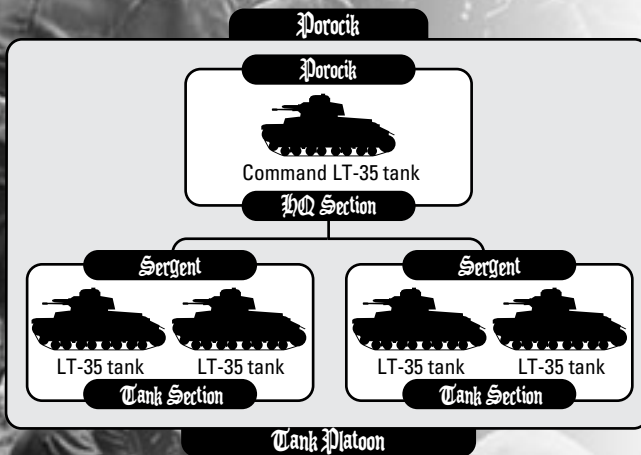
Option

- Replace all 37mm vz.37 guns with captured Soviet 45mm obr 1942 guns for +15 points per section.

The Czech arms industry produced a number of excellent small calibre anti-tank weapons. Of these the Slovaks inherited the 37mm vz37 gun. As they encountered the heavily armoured vehicles of the Soviets in 1942 they adopted captured Soviet guns.

SUPPORT PLATOONS

0 to 2 Tank Platoons



Platoon

5 LT-35 Tanks	200 points
4 LT-35 Tanks	160 points
3 LT-35 Tanks	120 points

Option

- Replace all LT-35 (Panzer 35(t)) Tanks with LT-38 (Panzer 38(t)) for +10 points per tank.

The Slovaks used both the LT-35 and LT-38 tanks of the former Czechoslovakian army. These were put to good use as the armoured arm of the Fast Division.

Divisional Support

Slovak Companies may have the following support platoons:

- a Reconnaissance Platoon,
- a Motorcycle Platoon,
- a Divisional Anti-tank Platoon,
- a Light Anti-aircraft Platoon,
- a Heavy Anti-aircraft Platoon,
- an Engineer Platoon, and
- an Artillery Battery.

Motivation and Skill

Divisional support platoons are rated as **Confident Trained**.

Air Support

You may request sporadic air support support at a cost of +90 points. Sporadic Air Support will provide you with supporting Letov S-328 biplanes or Junkers Ju87 ground-attack aircraft.



0 to 1 Reconnaissance Platoon

Platoon

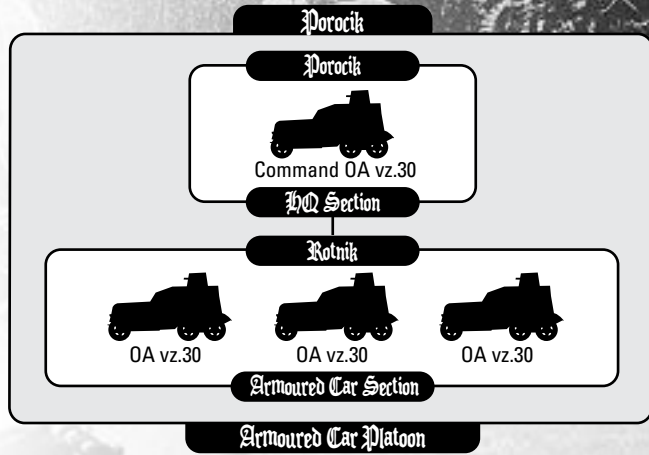
- 4 OA vz.30 **120 points**
- 3 OA vz.30 **90 points**

Option

- Replace all OA vz.30 with Panzer IIF for +10 points per vehicle.

The OA vz.30 Armoured Car was based on a 6 wheeled truck chassis with a hull mounted machine-gun forward and a simple cylindrical turret also mounting an machine-gun.

A Reconnaissance Platoon is a Reconnaissance Platoon.



0 to 1 Motorcycle Platoon

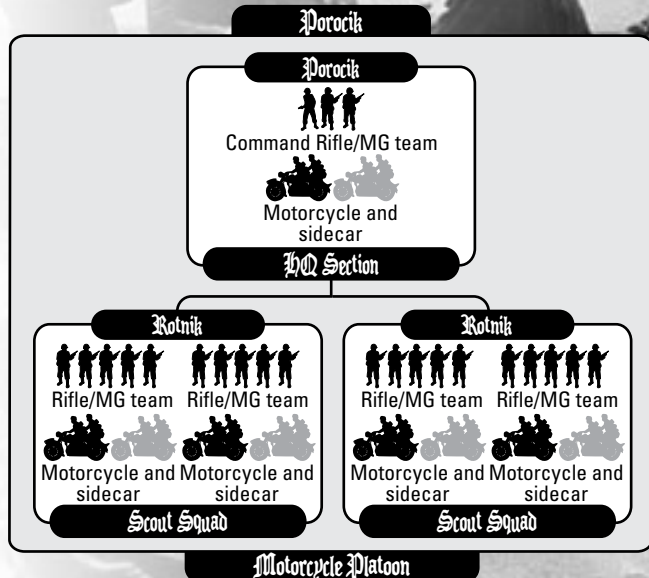
Platoon

HQ Section with:

- 2 Scout Squads **110 points**

The Slovaks motorcycle mounted scouts were the eyes and ears of the Fast Division. Operating ahead of the advancing formation ready to report back on enemy positions and movements.

A Motorcycle Platoon is a Reconnaissance Platoon.



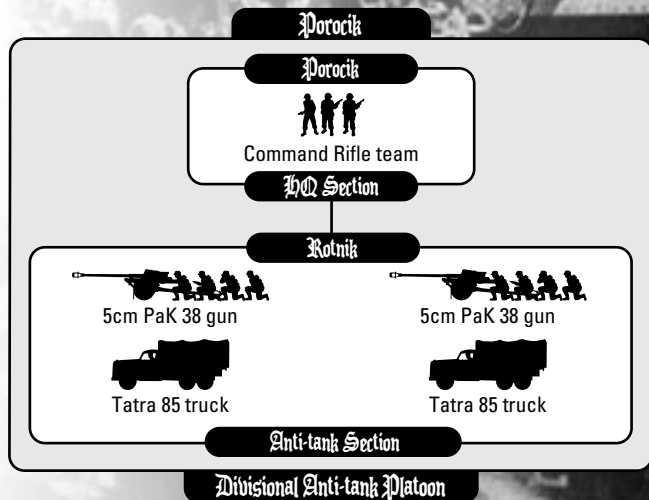
0 to 1 Divisional Anti- Tank Platoon

Platoon

HQ Section with:

- 1 Anti-tank Section **80 points**

Aware of the Slovaks' lack of heavy anti-tank weapons the Germans supplied the 5cm PaK38 gun to give them some teeth in the face of the Soviet T-34.



DIVISIONAL SUPPORT

0 to 1 Light Anti-aircraft Platoon



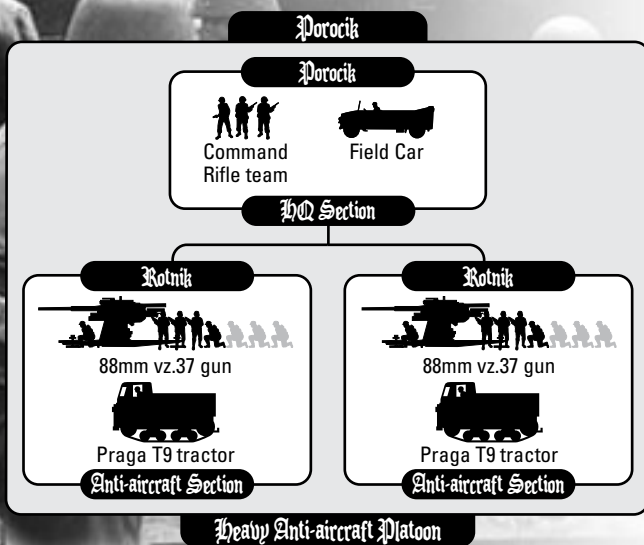
Platoon

HQ Section with:

2 Anti-aircraft Sections **55 points**

To keep the Soviet ground-attack aircraft at bay the Slovaks used the 20mm vz.36 anti-aircraft cannon. Towed by Praga RV trucks the platoon can keep pace with the rapidly moving Fast Division.

0 to 1 Heavy Anti-Aircraft Platoon



Platoon

HQ Section with:

2 Anti-aircraft Sections **225 points**

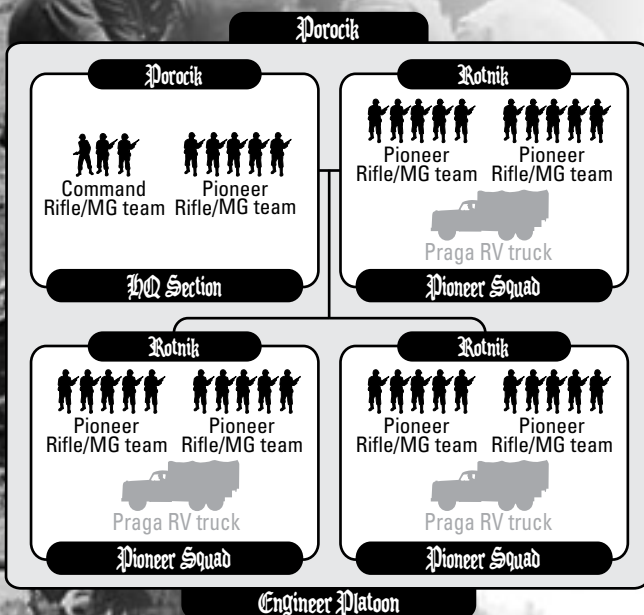
1 Anti-aircraft Section **115 points**

Option

- Model 88mm vz.37 (8.8cm FlaK36) guns with eight or more crew and increase their ROF to 3 for +10 points per gun.

The Slovaks also received a number of German 8.8cm FlaK36 guns to booster their anti-tank and anti-aircraft capabilities.

0 to 1 Engineer Platoon



Platoon

HQ Section with:

3 Pioneer Squads **135 points**

2 Pioneer Squads **105 points**

Option

- Add one Praga RV truck per Infantry Squad for +5 points per truck.

The Pioneers play an important role in combatting field fortifications, obstacles and mine fields. The Slovak field engineers clear the way for the rest of the division.



0 to 1 Artillery Battery

Platoon

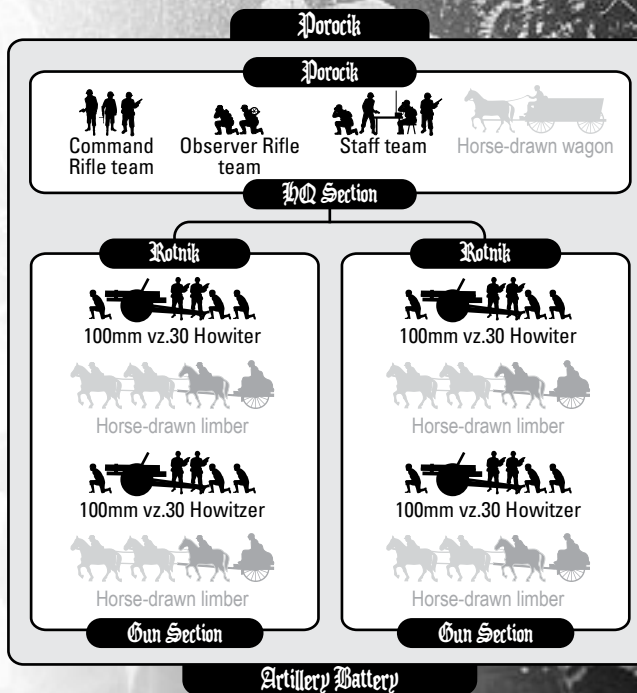
HQ Section with:

2 Gun Sections	165 points
1 Gun Section	95 points

Option

- Replace all 100mm vz.30 howitzers with 10.5cm leFH18 howitzers for +5 points per Gun Section.
- Add horse-drawn limbers at no cost.
- Replace horse-drawn limbers with Praga RV trucks for +10 points per Gun Section and replace horse-drawn wagon with Praga RV truck in the HQ Section for +5 points.

In 1930 the Czechs upgraded to the Skoda 100mm howitzer with a longer L28 barrel (from the vz.14/19 L17). This upgraded howitzer had increased range. This was the main gun of the Slovak artillery forces until later when the Germans made the 10.5cm leFH18 howitzer available.



75mm vz.15 mountain gun and Slovak crew



Slovak Arsenal



Tank Teams

Name <i>Weapon</i>	Mobility <i>Range</i>	Armour			Equipment and Notes
		Front <i>ROF</i>	Side <i>Anti-tank</i>	Top <i>Firepower</i>	
LT-35 <i>3.7cm UV vz.34 gun</i>	Fully-tracked <i>24"/60cm</i>	2 2	2 6	1 4+	Co-ax MG, Hull MG, Unreliable, Protected ammo.
LT-38 <i>3.7cm UV vz.34 gun</i>	Fully-tracked <i>24"/60cm</i>	3 2	2 6	1 4+	Co-ax MG, Hull MG, Protected ammo.
Panzer IIF <i>2cm KwK 38</i>	Fully-tracked <i>16"/40cm</i>	3 3	1 5	1 5+	Co-ax MG, Protected ammo.

Armoured Cars

OA vz.30 <i>vz.26 MG</i>	Wheeled <i>16"/40cm</i>	0 3	0 2	1 6	Hull MG.
-----------------------------	----------------------------	--------	--------	--------	----------

Gun Teams

Name	Mobility	Range	ROF	Anti-tank	Firepower	Weapons and Notes
vz.24/vz.37 HMG	Man-packed	24"/60cm	6	2	6	ROF 2 when pinned down.
81mm vz.36 mortar	Man-packed	40"/100cm	-	2	6	Smoke bombardment.
20mm vz.36 gun	Immobile	16"/40cm	4	5	5+	Anti-aircraft, Turntable.
37mm vz.37 gun	Light	24"/60cm	3	6	4+	Gun shield, Small gun.
45mm obr 1942 gun	Light	24"/60cm	3	8	4+	Gun shield, Small gun.
5cm PaK38 gun	Medium	24"/60cm	3	9	4+	Gun shield, Small gun.
75mm vz.15 gun firing bombardments	Light	16"/40cm 64"/160cm	2 -	6 3	3+ 6	Gun shield.
88mm vz.36 (8.8cm FlaK36) gun	Immobile	40"/100cm	2	13	3+	Heavy Anti-aircraft, Turntable.
100mm vz.30 howitzer firing bombardments	Heavy	24"/60cm 72"/180cm	1 -	9 4	2+ 4+	Gun shield.
10.5cm leFH18 howitzer firing bombardments	Immobile	24"/60cm 72"/180cm	1 -	10 4	2+ 4+	Gun shield, Smoke. Smoke bombardment.

Infantry Teams

Team	Range	ROF	Anti-tank	Firepower	Weapons and Notes
Rifle team	16"/40cm	1	2	6	
Rifle/MG team	16"/40cm	2	2	6	
Staff team	cannot shoot				Moves as Gun team.

Additional Training and Equipment

Pioneer teams are Tank Assault 4.

Transport Teams

Name	Mobility	Armour			Equipment and Notes
		Front	Side	Top	
Jawa motorcycle & Sidecar	Jeep	-	-	-	Remove when passengers dismount.
Praga AV Field Car	Jeep	-	-	-	
Praga RV truck	Wheeled	-	-	-	or Tatra 27, Skoda L and Tatra 85.
Praga T9 gun tractor	Fully-tracked	-	-	-	Slow.

Aircraft

Name	Weapon	To Hit	Anti-tank	Firepower	Notes
Letov S-328	Bombs	4+	4	1+	
Junkers Ju87	Bombs	4+	5	1+	

