

DIVISION AZUL

OFFICIAL BRIEFING

MID-WAR INTELLIGENCE BRIEFING FOR THE
SPANISH 250. INFANTERIEDIVISION 'DIVISION AZUL'
SERVING WITH THE GERMANS IN RUSSIA



By William Sariego and Wayne Turner

UPDATED ON
15 SEPTEMBER 2014



FLAMES OF WAR.

THE WORLD WAR II MINIATURES GAME

Division Azul - The Spanish Blue Division

General Franco owed his position as dictator to Benito Mussolini and Adolf Hitler due to their support for the Nationalists during the Spanish Civil War (1936-1939). During that same conflict, the Union of Soviet Socialist Republics had supported his Republican enemies.

Hitler had previously attempted to entice Spain into the war after the fall of France. The Generalissimo was unimpressed, and Hitler said he would rather have a tooth pulled than meet with Franco again! However, some Falangists in the Spanish government and military wanted to participate in "Crusade against Bolshevism", having no love for the USSR. The idea of a volunteer division was a compromise solution.

When the volunteers first mustered, the men wore the blue uniforms of the Falangist Militia, hence the nickname of the "Blue" division. General Munoz Grandes, a hero of the Civil War and an officer known for his pro-Axis sympathies, was chosen as commander.

Arriving in Germany during July 1941 for training, problems began to develop. Some were quite basic such as the different dietary preferences of the Spanish soldiers and their German hosts. Others were cultural, reflecting the Germans disdain for what was seen as ill discipline in the Spanish troops. The latter resented the methodical German approach to combat. Fraternization with local females was also an issue.

After a month of training the division entered the German army as the 250. *Infanteriedivision* and began its long march to the front, where it was to be assigned to von Kluge's Fourth Army in Army Group Centre. Problems with discipline continued, and the division was often paraded and marched pointlessly to get them used to the German way of doing things, which of course included not fraternizing with local women.

Forced to undergo such a parade in Grodno, an entire company marched with condoms stretched across their rifle muzzles. On the road to Minsk the Germans had enough. While still on route the division refused to yield right of way to some members of von Kluge's staff. He refused the Spanish unit, after which they were forced to march north to join the Sixteenth Army in Army Group North.

Attached to the 39th Corps, in October and November the unit participated in successful attacks on Soviet positions, impressing General Busch (CO 16th Army) who once observed them in combat. On 13 January 1942 the Soviets counterattacked and routed some units of the 39th, yet the Spanish held onto their hedgehog around Novgorod for over two months without retreating until the Soviet attacks ceased. The division held its defensive positions until August, when it was pulled out of line to re-equip and join von Manstein's Eleventh Army for an assault on Leningrad.

CROQUIS N° 2

División azul

MARCHAS Y SITUACIONES DE LA DIVISION DESDE JULIO DE 1941 A NOVIEMBRE DE 1943

- Marchas en ferrocarril (1.600 Km)
- Marchas a pie (900 Km)
- Marchas mixtas (a pie y en camión)
- o en ferrocarril (350 Km)

- ZONA DE ACANTONAMIENTO A LA LLEGADA
- ZONA DE DESPLIEGUE EN EL VOLCHOW
- ZONA DE DESPLIEGUE FRENTE A LENINGRADO
- ZONA DE ACANTONAMIENTO PARA LA REPATRIACION

Escala 1: 7.500.000



During the see-saw battles over the next few months the Blue division gave a fine account of itself, often out performing German units stationed on its flank. In December, the division was dealt a blow when Grandes was recalled to Spain. Franco feared his popularity with the Germans and did not want to risk Spain being dragged further into the conflict. His replacement, Esteban Infantes, was not liked by the Germans, but proved a capable leader, even if not up to Grandes ability.

The Soviets had finally relieved the siege of Leningrad at the end of January 1943. In an effort to expand its slender lifeline, amounting to a five mile corridor, the Soviets attacked on February 10, hitting the Spanish at a town known as Krasni Bor. This would be the Blue Division's finest hour, and its death knell. Attacked by three Soviet divisions (43rd Rifle, 72nd rifle, and 63rd Guards), supported by nearly 400 artillery and 60 tanks, the Spanish were threatened with encirclement and destruction.

The battle raged all day and night, with requested German reinforcements not arriving until the waning hours after midnight. The battle was brutal, fought at close quarters, more reminiscent of the Great War than WWII. As dawn rose on the morning of the 11th, fighting continued sporadically as both sides were too battered to continue. Sources on

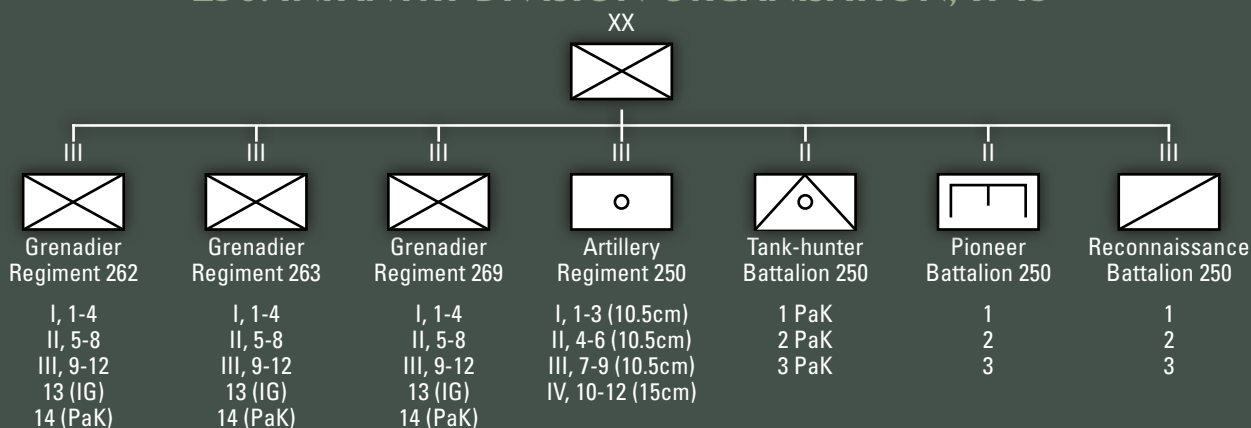
Soviet losses vary, but place the number between 7,000 and 11,000. The Spanish casualties were less than 2,500. The Soviets had gained a devastated ghost town and a few kilometres of trenches.

For the balance of 1943 the mission of the unit became increasingly questioned in Madrid. The war was clearly turning against the Axis and Franco did not want to risk alienating the United States.

The division continued to fight and hold the line, but morale was starting to suffer, as most of the original line officers were dead and replacements were not up to par. On 1 October 1943 Francisco Franco officially announced Spanish neutrality and the division prepared to withdraw.

Still wanting to appease Hitler, as the Blue Division was being repatriated, a "Spanish Legion" was being formed in Madrid. With an initial strength of 1,500, this unit was back in the line in December. Quality was poor, with some former Socialists and other left-wingers volunteering only to desert once in the Soviet Union. In May 1944, this rump unit was withdrawn under political pressure. Some diehard anti-Communists stayed on, joining the SS. They would be present during the final fighting for Berlin.

250. INFANTRY DIVISION ORGANISATION, 1943



Special Rules

The Spanish Blue Division was trained and equipped by the Germans. A Spanish Blue Division Grenadierkompanie uses all the German special rules on page 241 to 245 of the rulebook except *Stormtroopers*. Instead they gain the following special rule.

German *Heer* and *Luftwaffe* support platoons use all the normal German special rules on pages 241 to 245 of the rulebook.

SUERTE, VISTA Y AL TORO

Suerte, Vista y al Toro is Spanish for 'Good luck, watch out and go for the bull'. The men of Division Azul are not afraid of a fight and had a preference for hand-to-hand and close fighting.

When Spanish platoons test their Motivation to Counterattack in Assaults, you may re-roll the die and apply the re-rolled result to all Spanish platoons that failed on the original roll.

Grenadierkompanie

(INFANTRY COMPANY)

HEADQUARTERS

HEADQUARTERS



Grenadierkompanie HQ

You must field one platoon from each box shaded black and may field one platoon from each box shaded grey.

COMBAT PLATOONS

INFANTRY



Grenadier Platoon

INFANTRY



Grenadier Platoon

INFANTRY



Grenadier Platoon

WEAPONS PLATOONS

MACHINE-GUNS



Grenadier Machine-gun Platoon

MACHINE-GUNS



Grenadier Machine-gun Platoon

ARTILLERY



Grenadier Mortar Platoon

REGIMENTAL SUPPORT PLATOONS

ANTI-TANK



Grenadier Anti-tank Gun Platoon

RECONNAISSANCE



Grenadier Scout Platoon

INFANTRY



Pionier Platoon

DIVISIONAL SUPPORT PLATOONS

ARMOUR



Panzer Platoon

ANTI-TANK



Anti-tank Gun Platoon

SS-Anti-tank Gun Platoon

INFANTRY



German Grenadier Platoon

Luftwaffe Feld Platoon

Fallschirmjäger Platoon

INFANTRY



Pionier Platoon

ARTILLERY



Artillery Battery

ARTILLERY



Cannon Battery

Rocket Launcher Battery

ANTI-AIRCRAFT



Heavy Anti-aircraft Gun Platoon

Luftwaffe Heavy Anti-aircraft Gun Platoon

ANTI-AIRCRAFT



Luftwaffe Light Anti-aircraft Gun Platoon

AIRCRAFT



Air Support



ALLIED PLATOONS



A Grenadierkompanie can have SS, Fallschirmjäger and Luftwaffe as support options. Remember that these platoons retain their own rules and ratings, and count as Allied Platoons (see page 70 of the rulebook).

However, German Heer troops are not Allied Platoons, even though they retain their own rules and ratings, because the Spanish division is officially part of the German Army.

MOTIVATION AND SKILL

The Spanish troops of Division Azul were all volunteers with a strong will to fight communism. A Spanish Blue Division Grenadierkompanie is rated as **Confident Veteran**.

RELUCTANT

CONSCRIPT

CONFIDENT

TRAINED

FEARLESS

VETERAN

HEADQUARTERS

GRENADEIERKOMPANIE HQ

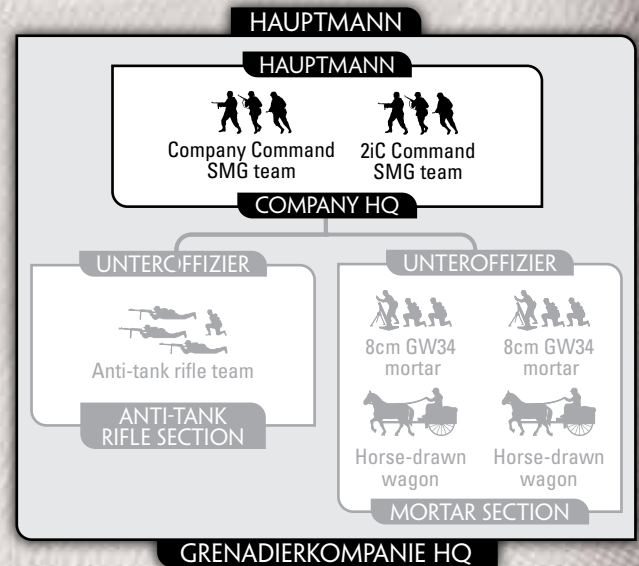
HEADQUARTERS

Company HQ

45 points

OPTIONS

- Replace either or both Command SMG teams with Command Panzerknacker SMG teams for +5 points per team.
- Add Anti-tank Rifle team for +20 points.
- Add Mortar Section for +50 points.
- Add horse-drawn wagons at no cost.
- Add up to three sniper teams for +50 points per team.



COMBAT PLATOONS

GRENADEIER PLATOON

PLATOON

HQ Section with:

4 Grenadier Squads	200 points
3 Grenadier Squads	155 points
2 Grenadier Squads	110 points



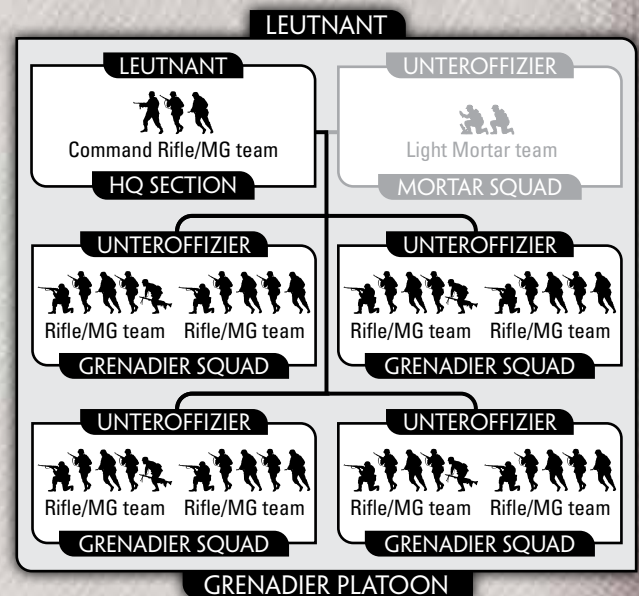
OPTIONS

- Replace Command Rifle/MG team with a Command Panzerknacker SMG team for +5 points.
- Replace all Rifle/MG teams with SMG teams at no cost.
- Add Light Mortar team for +15 points.

WHITE PIONEERS

If your Grenadierkompanie has three Grenadier Platoons, you may upgrade the smallest Grenadier Platoon to a Grenadier Pioneer Platoon for +15 points per squad. This converts the Command team and every Rifle/MG team into Pioneer Rifle/MG teams. The Grenadier Pioneer Platoon may have a Pioneer Supply Wagon for an additional +20 points.

Only one Grenadier Platoon in a Spanish Blue Division Grenadierkompanie may be fully equipped with SMG teams and this platoon may not be upgraded to Pioneer teams.



The Grenadiers of *Division Azul* (the blue division, so named for the blue shirts of the Spanish fascist *Falange* party, which many of the volunteers wore) were all volunteers. Many of them had fought in the Spanish Civil War, making for a hardened core of veteran officers and NCO's.

Division Azul served with Army Group North until October 1943 when they returned to Spain.

WEAPONS PLATOONS

GRENADIER MACHINE-GUN PLATOON

PLATOON

HQ Section with:

2 MG Sections

135 points

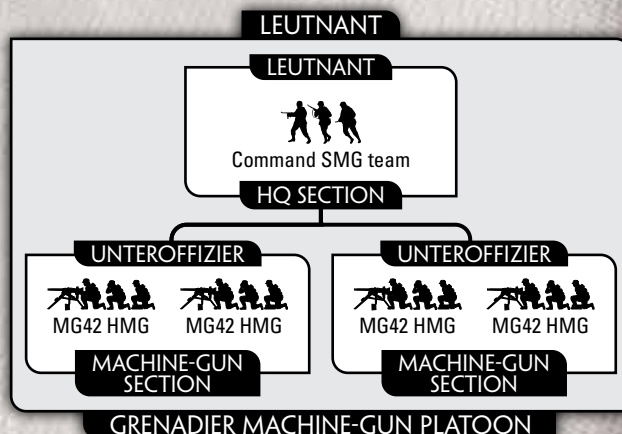


OPTION

- Replace Command SMG team with a Command Panzerknacker SMG team for +5 points

The Spanish were greatly impressed by the German machine-guns. During their service they used both the MG-34 and MG-42 machine-guns.

On defence they put them to good use to provide concentrated firepower. The Spanish fought hard on defence, often adopting a rigid line that the Germans often thought cost the Spanish too high casualties.



Grenadier Machine-gun Platoons may make Combat Attachments to Grenadier Platoons.

GRENADIER MORTAR PLATOON

PLATOON

HQ Section with:

6 8cm GW34

185 points

4 8cm GW34

125 points

4 12cm sGW43

150 points

2 12cm sGW43

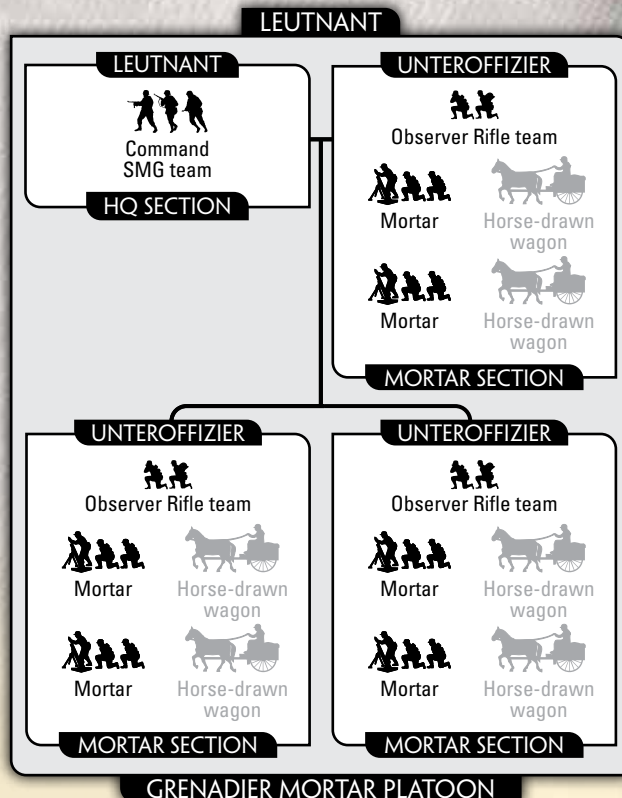
85 points



OPTIONS

- Replace Command SMG team with a Command Panzerknacker SMG team for +5 points.
- Add horse-drawn wagons at no cost.

If you have 8cm GW34 mortars in the Company HQ, you must upgrade the Mortar Platoon to 12cm sGW43 mortars.



REGIMENTAL SUPPORT PLATOONS

GRENADIER ANTI-TANK GUN PLATOON

PLATOON

HQ Section with:



4 3.7cm PaK36	105 points
3 3.7cm PaK36	80 points

- Equip all 3.7cm PaK36 gun with Stielgranate ammunition for +5 points for the platoon.

3 5cm PaK38	120 points
2 5cm PaK38	80 points

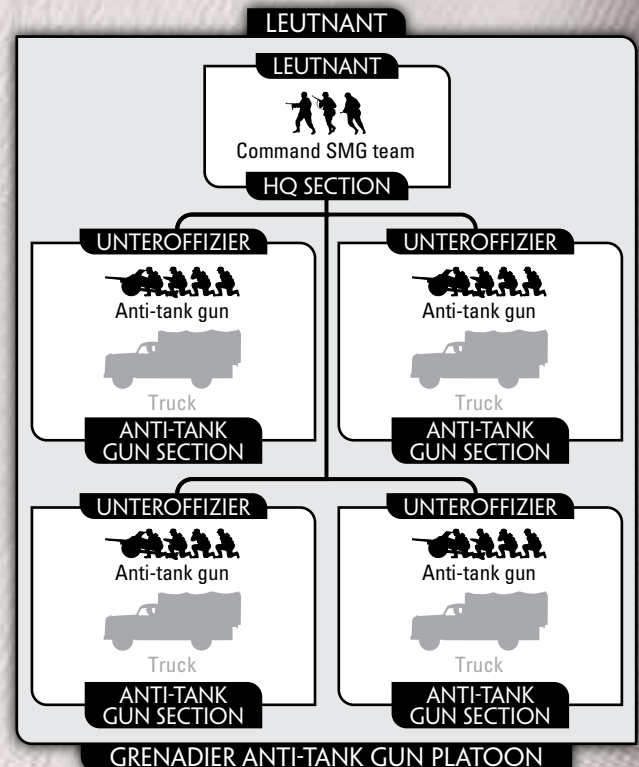
OPTION

- Add trucks for +5 points for the platoon.

3.7cm PaK36 and 5cm PaK38 guns are towed by a variety of Packard, Citroen and Renault trucks, cars and vans.

The Spanish division was equipped with the very best of German equipment, unlike other foreign divisions who were often supplied old and captured guns.

The anti-tank gun is well-suited to the Spanish mode of defence where a rigid fixed line of mutually-supporting weapons was used to halt any attacking enemy. The 5cm PaK38 gun could take on the Soviet T-34 tank. Even the small 3.7cm PaK36 gun could surprise Soviet tanks with its



effective Stielgranate round, though the Spanish only ever had small numbers of these rounds.

GRENADIER SCOUT PLATOON

PLATOON

HQ Section with:



2 Scout Squads	110 points
----------------	------------

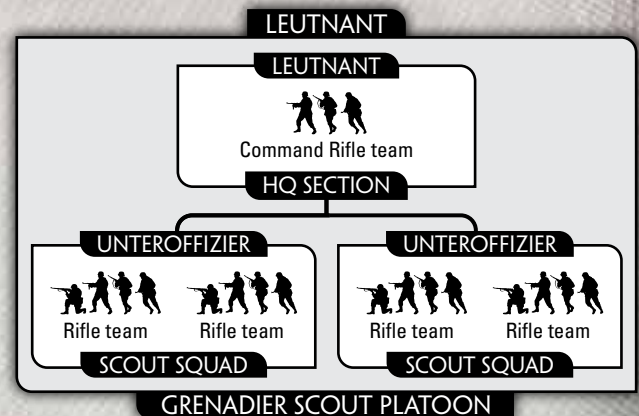
OPTIONS

- Replace Command Rifle team with Command Panzerknacker SMG team for +15 points.
- Replace all Rifle teams with SMG teams for +5 points per team.

Scout Platoons are Reconnaissance Platoons.

Scout platoons are the eyes of the German army. *Division Azul* was no different. They seek out enemy ambushes and positions, and they protect the Grenadiers from inadvertent danger by seeking out enemy ambushes and hidden positions.

Operate the scouts well ahead of your Grenadierkompanie,



reconnoitring and occupying important objectives by stealth and then holding them until relieved by the rest of the company.

They provide a unique weapon to help defeat the Red Menace, preventing the enemy from surprising your company before it is ready to fight.

PIONIER PLATOON

PLATOON

HQ Section with:

3 Pioneer Squads

220 points

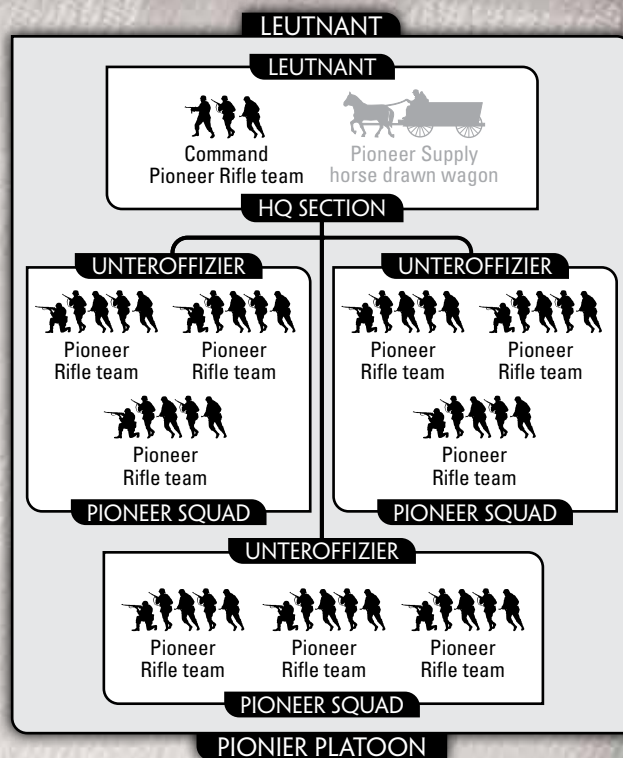
2 Pioneer Squads

155 points

OPTIONS

- Replace Command Pioneer Rifle team with Command Pioneer Panzerknacker SMG team for +15 points.
- Add Pioneer Supply horse-drawn wagon for +20 points.

You may replace up to one Pioneer Rifle team per Pioneer Squad with a Flame-thrower team at the start of the game before deployment.



Divisional Support

MOTIVATION AND SKILL

The Spanish troops of Division Azul were all volunteers with a strong will to fight communism. The divisional support platoons of the Spanish Blue Division are rated **Confident Veteran**.

They use the Spanish Blue Division special rules on page 3.

SPANISH

RELUCTANT	CONSCRIPT
CONFIDENT	TRAINED
FEARLESS	VETERAN

ANTI-TANK GUN PLATOON

PLATOON

HQ Section with:



4 3.7cm PaK36	105 points
3 3.7cm PaK36	80 points

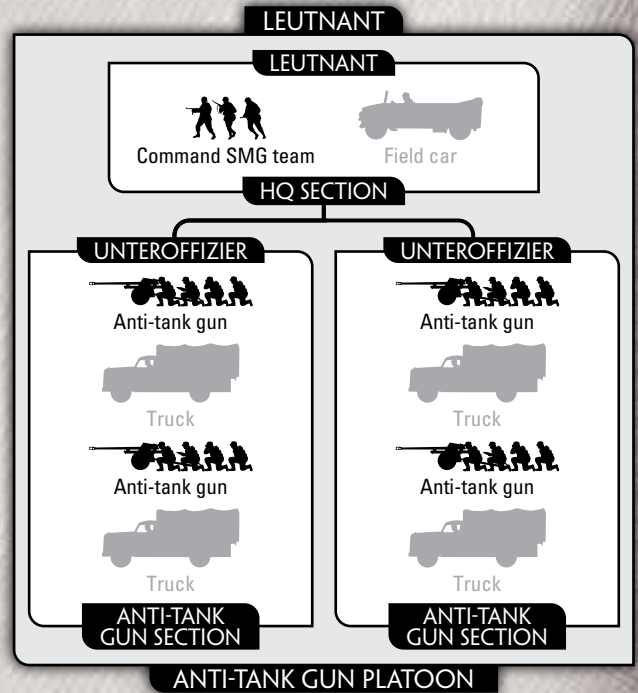
- Equip all 3.7cm PaK36 gun with Stielgranate ammunition for +5 points for the platoon.

3 5cm PaK38	120 points
2 5cm PaK38	80 points
4 45mm obr 1937	130 points
3 45mm obr 1937	105 points
3 7.62cm FK36(r)	165 points
2 7.62cm FK36(r)	115 points

OPTION

- Add field car and Trucks for +5 points for the platoon.

The field car and trucks are a variety of Packard, Citroen and Renault trucks, cars and vans.



The Spanish Blue Division's anti-tank battalion was equipped with the versatile 5cm PaK38 anti-tank gun and the small and light 3.7cm PaK36 anti-tank gun.

They had to rely on neighbouring German units for heavier anti-tank gun support.

The Spanish Blue Division captured a number of older Soviet guns around Leningrad and pressed them into service as anti-tank guns.



CANNON BATTERY

PLATOON

HQ Section and:



2 Gun Sections with:

6 7.5cm leIG18	180 points
5 7.5cm leIG18	160 points
4 7.5cm leIG18	130 points

1 Gun Section with:

3 7.5cm leIG18	100 points
2 7.5cm leIG18	70 points

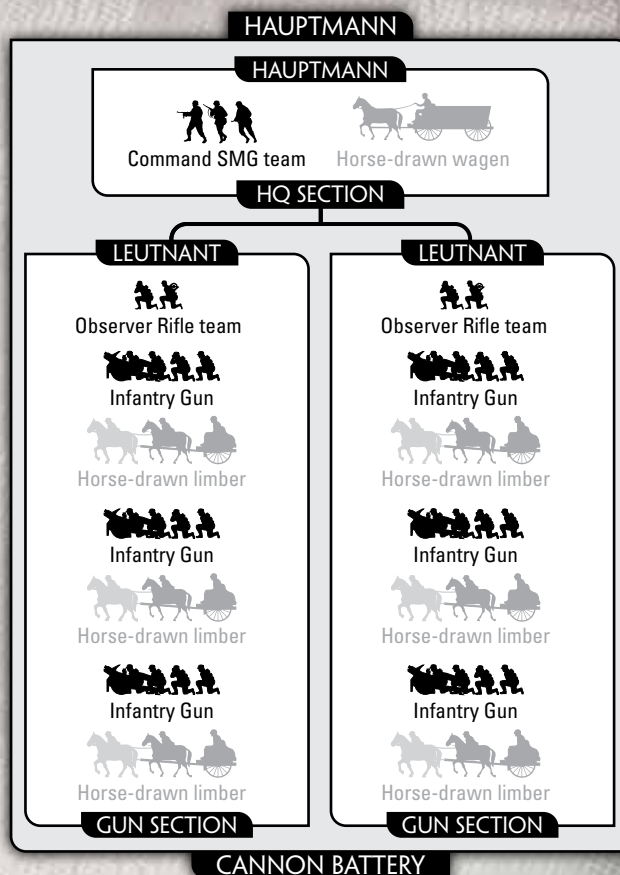
1 Gun Section with:

3 15cm sIG33	240 points
2 15cm sIG33	170 points

OPTIONS

- Replace Command SMG team with a Command Panzerknacker SMG team for +5 points.
- Add horse-drawn wagon and limbers at no cost.

The Spanish Division Azul group all their Grenadier regimental infantry guns in to a Cannon Group under divisional command. These light infantry support weapons were used to provide additional artillery support.



CANNON BATTERY

ARTILLERY BATTERY

PLATOON

HQ Section and:



2 Gun Sections with:

4 10.5cm leFH18	245 points
4 15cm sFH18	430 points
4 15.5cm sFH414(f)	395 points

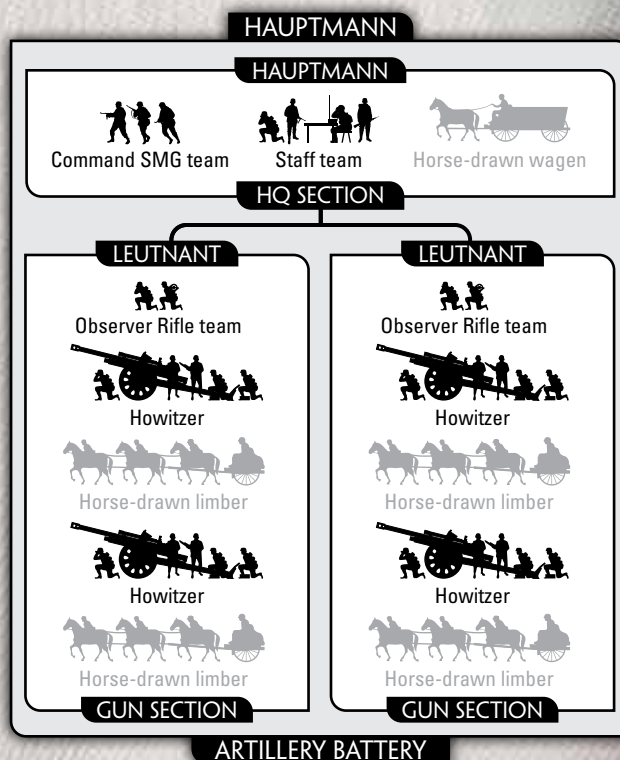
1 Gun Section with:

2 10.5cm leFH18	130 points
2 15cm sFH18	225 points
2 15.5cm sFH414(f)	210 points

OPTION

- Add horse-drawn wagon and limbers at no cost.

The Spanish Division Azul had twelve batteries of artillery, nine equipped with the 10.5cm leFH18 howitzers, two heavy batteries with 15cm sFH18 howitzers and one armed with captured French 15.5cm sFH414(f) (155mm C mle 1917 S) howitzers.



ARTILLERY BATTERY

German Heer & SS Support

MOTIVATION AND SKILL

*Like the troops they support, the German Korps and Armee Support Platoons are experienced soldiers that know their own worth. They fight hard and well, giving the Frontschwein 'Trench Hogs' the backing they need to win. German Heer support platoons for a Spanish Blue Division Grenadierkompanie are rated **Confident Veteran** unless otherwise noted.*

*They use all the normal German special rules on pages 241 to 245 of the rule book, but not the Spanish **Suerte, Vista y al Toro** special rule.*


HEER

RELUCTANT

CONSCRIPT

CONFIDENT

TRAINED

FEARLESS

VETERAN

PANZER PLATOON

PLATOON



5 Panzer IV E or F1

500 points

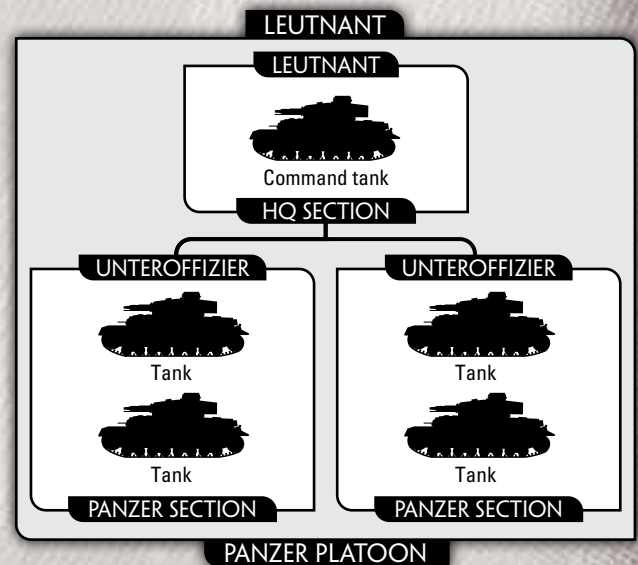
4 Panzer IV E or F1

400 points

3 Panzer IV E or F1

300 points

During the fighting south of lake Ilmen in January 1942 the Spanish Blue Division was supported by Panzer IV tanks.



GERMAN GRENADIER PLATOON

PLATOON

HQ Section with:

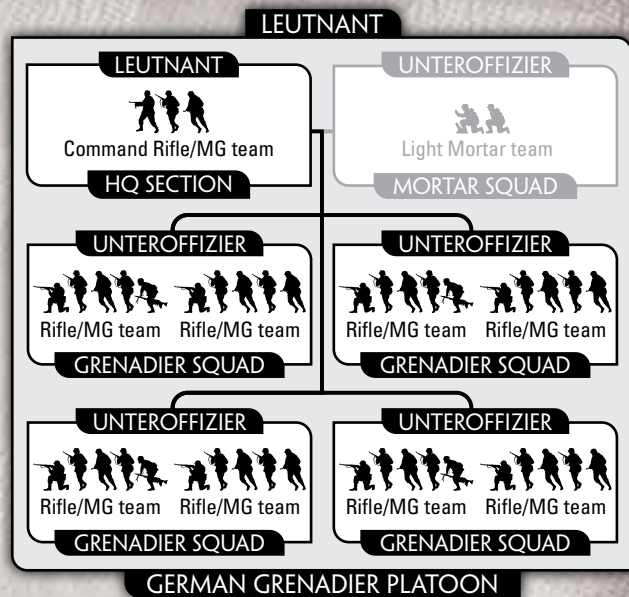


4 Grenadier Squads	200 points
3 Grenadier Squads	155 points
2 Grenadier Squads	110 points

OPTIONS

- Replace Command Rifle/MG team with a Command Panzerknacker SMG team for +5 points.
- Add Light Mortar team for +15 points.

Often battalions of *Division Azul* were detached and fought alongside other divisions within German Army Group North, where they worked with German Grenadiers.



SS-ANTI-TANK GUN PLATOON

PLATOON

HQ Section with:



3 7.5cm PaK40	250 points
2 7.5cm PaK40	170 points

OPTION

- Add Kübelwagen and 3-ton trucks for +5 points for the platoon.

The only time the men of the Blue Division had 7.5cm Pak40 anti-tank gun support was during the fighting at Krazney Bor. They had a Norwegian SS anti-tank gun platoon attached to the division.

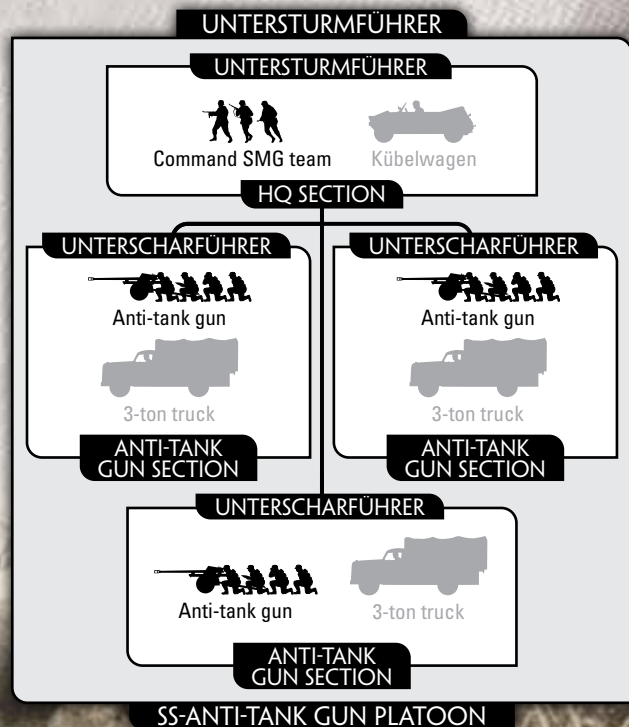
German Waffen-SS troops are Hitler's elite volunteer guards.



The Waffen-SS are rated Fearless Veteran.

FEARLESS

VETERAN



ROCKET LAUNCHER BATTERY

PLATOON

HQ Section and:



2 Launcher Sections with:

6 15cm NW41	220 points
4 15cm NW41	160 points

1 Launcher Section with:

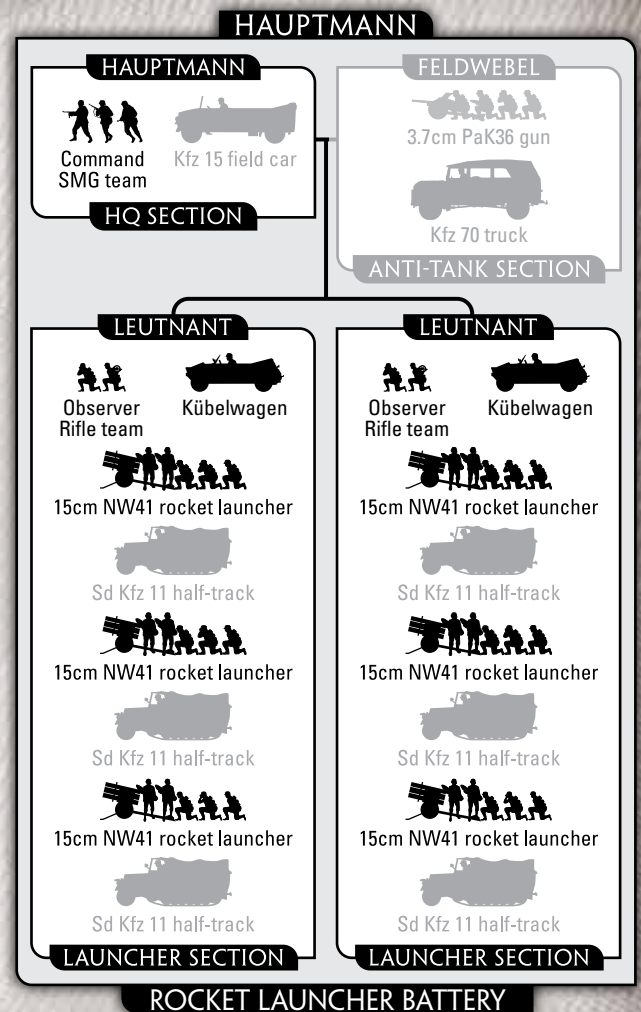
3 15cm NW41	115 points
2 15cm NW41	80 points

OPTIONS

- Add Kfz 15 field car and Sd Kfz 11 half-tracks to the platoon for +5 points for the platoon.
- Add Anti-tank Section for +25 points.
- Equip 3.7cm PaK36 gun with Stielgranate ammunition for +5 points.
- Replace 3.7cm PaK36 gun and Kfz 70 truck with 5cm PaK38 gun and Sd Kfz 10 half-track for +15 points.

In German, Nebelwerfer means Fog Launcher, as it was intended for chemical warfare. However they are equally effective firing high-explosive shells.

Rocket launcher batteries demoralise the enemy with destructive rocket salvos, and lay covering smoke screens. Their only drawback is that rockets leave long smoke trails in the sky, making the battery easy to locate.



HEAVY ANTI-AIRCRAFT GUN PLATOON

PLATOON

HQ Section with:

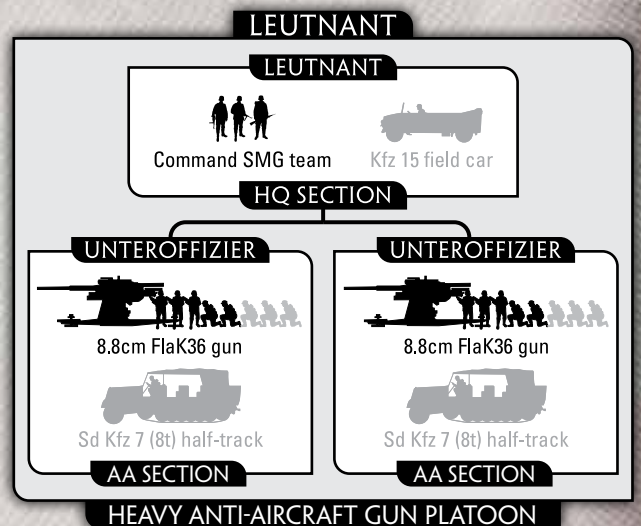


2 8.8cm FlaK36	235 points
1 8.8cm FlaK36	120 points

OPTIONS

- Add Kfz 15 field car and Sd Kfz 7 (8t) half-tracks for +5 points for the platoon.
- Model 8.8cm FlaK36 guns with eight or more crew and increase their ROF to 3 for +10 points per gun.

The Germans frequently used their heavy 8.8cm FlaK36 anti-aircraft guns in the anti-tank role to stop the otherwise almost unstoppable Soviet heavy tanks.



German Luftwaffe Support

MOTIVATION AND SKILL

During 1942 increasing numbers of Luftwaffe field and flak troops were used in the front lines on the Eastern Front. German Luftwaffe support platoons for a Spanish Blue Division Grenadierkompanie are rated **Confident Trained** unless noted under the platoon.

They use all the normal German special rules on pages 241 to 245 of the rule book, but not the Spanish *Suerte, Vista y al Toro* special rule.



LUFTWAFFE FELD PLATOON

PLATOON

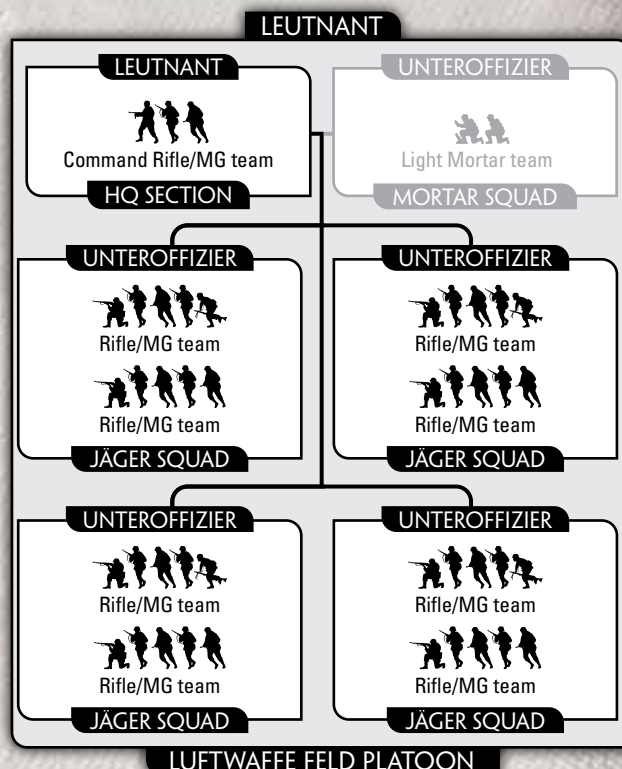
HQ Section with:

4 Jäger Squads	155 points
3 Jäger Squads	120 points

OPTIONS

- Replace Command Rifle/MG team with a Command Panzerknacker SMG team for +5 points.
- Add Light Mortar team for +15 points.

Division Meindl was an ad hoc force formed from Luftwaffe personnel trapped in the Demyansk pocket fighting under the command of *Generalmajor* Meindl, a paratrooper. Their performance was sufficiently good that Göring, the leader of the *Luftwaffe*, convinced Hitler to form twenty Luftwaffe field divisions rather than incorporate excess air force personnel into the army. The infantry battalions were lavishly supplied with the latest infantry weapons such as the MG42 machine-gun, but were hastily trained and lacked in every type of heavy weapons.



LUFTWAFFE HEAVY ANTI-AIRCRAFT GUN PLATOON

PLATOON

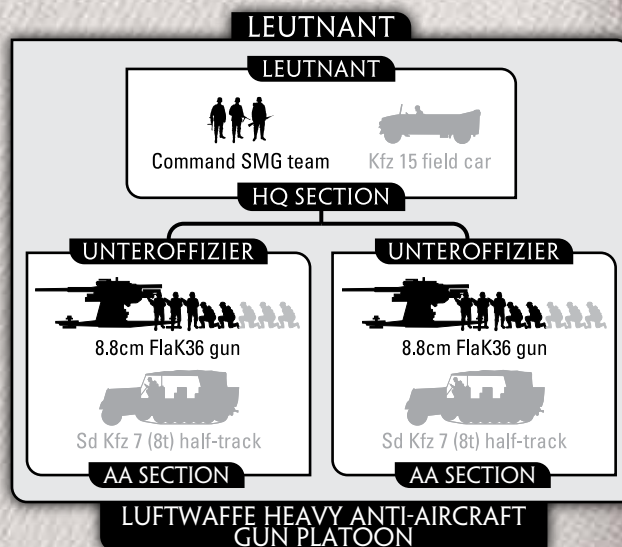
HQ Section with:

2 8.8cm FlaK36	180 points
1 8.8cm FlaK36	90 points

OPTION

- Model 8.8cm FlaK36 guns with eight or more crew and increase their ROF to 3 for +10 points per gun.
- Add Kfz 15 field car and Sd Kfz 7 (8t) half-tracks for +5 points for the platoon

To replace the missing artillery and anti-tank guns, *Luftwaffe* field divisions had a battalion of heavy 8.8cm FlaK36 anti-aircraft guns. These keep both enemy aircraft and armour away from your *Luftwaffe Feldkompanie*.



LUFTWAFFE LIGHT ANTI-AIRCRAFT GUN PLATOON

PLATOON

HQ Section with:

3 2cm FlaK38 65 points

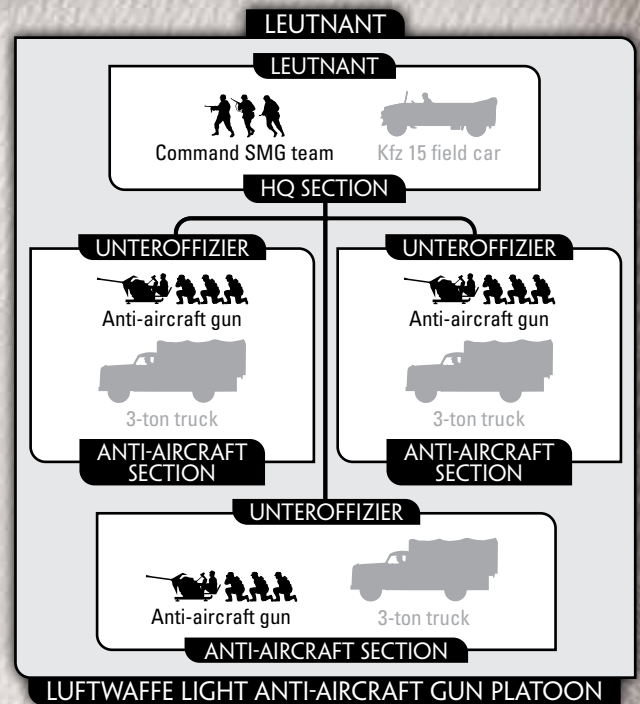
3 2cm FlaK38 (Quad) 80 points

3 3.7cm FlaK43 85 points

OPTION

- Add Kfz 15 field car and 3-ton trucks for +5 points for the platoon

As well as heavy 8.8cm anti-aircraft guns, the *Flak* (anti-aircraft) battalion fielded light 2cm and medium 3.7cm anti-aircraft guns. These had a triple role. Not only are they effective against aircraft, their high rate of fire can be effectively used against advancing infantry and light tanks. The light 2cm FlaK38 gun has the most mobility and flexibility. Although immobile, the higher rate of the four-barrelled 2cm FlaK38 and the greater firepower of the 3.7cm FlaK43 make them ideal defensive weapons.



FALLSCHIRMJÄGER PLATOON

PLATOON

HQ Section with

3 Fallschirmjäger Squads 265 points

2 Fallschirmjäger Squads 185 points

OPTION

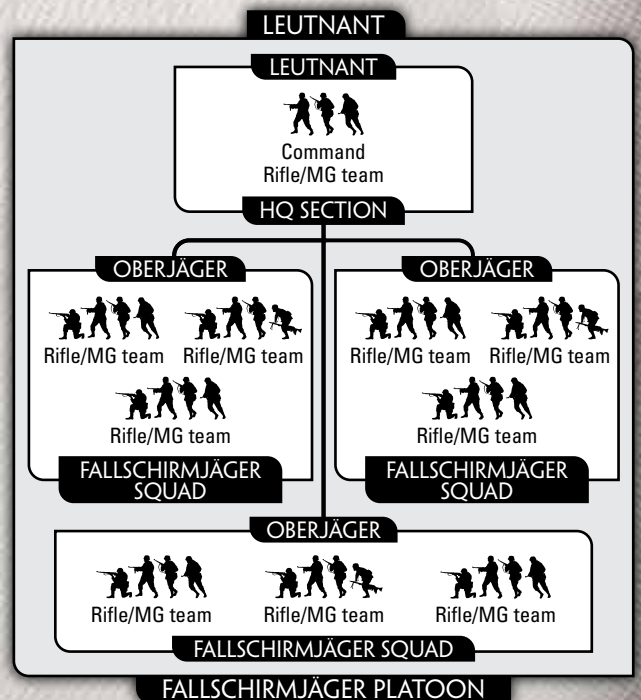
- Replace Command Rifle/MG team with a Command Panzerknacker SMG team for +5 points.

The German army learned early in the war against the Soviet Union that the *Fallschirmjäger* were the ones to call on when a hole developed in the front line. Their ability to rapidly deploy and ultimately secure any breach paid dividends to German commanders time and time again.

The Fallschirmjäger can be relied upon to arrive quickly, fight continuously under any conditions, and still be standing when the smoke has cleared. They are rated

FEARLESS

VETERAN



AIR SUPPORT

LIMITED AIR SUPPORT

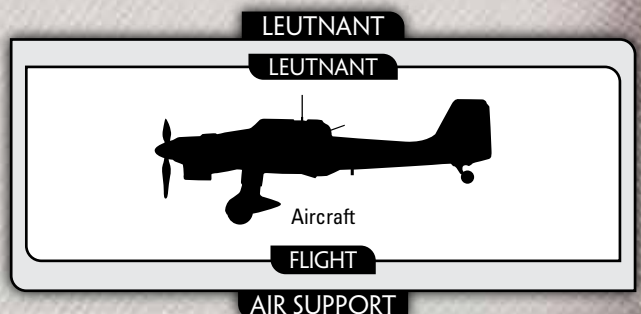
Ju 87D Stuka 135 points

Ju 87G Stuka 135 points

Hs 129B 155 points

Bf 109E or FW 190F 130 points

The German *Luftwaffe* rules the eastern skies and provides the added punch needed to utterly destroy the weak Soviet armies.



German and Spanish Arsenal

TANK TEAMS

Name <i>Weapon</i>	Mobility <i>Range</i>	Front <i>ROF</i>	Armour		Equipment and Notes
			Side <i>Anti-tank</i>	Top <i>Firepower</i>	

TANKS

Panzer IV E or F1	Standard Tank	5	3	1	Co-ax MG, Hull MG, Protected ammo. <i>Smoke.</i>
7.5cm KwK37 gun	24"/60cm	2	9	3+	
Firing bombardments	48"/120cm	-	2	6	

VEHICLE MACHINE-GUNS

Vehicle MG	16"/40cm	3	2	6	ROF 1 if other weapons fire.
------------	----------	---	---	---	------------------------------

INFANTRY TEAMS

Team	Range	ROF	Anti-tank	Firepower	Notes
Rifle team	16"/40cm	1	2	6	
Rifle/MG team	16"/40cm	2	2	6	
SMG team	4"/10cm	3	1	6	Full ROF when moving.
Light Mortar team	16"/40cm	1	1	4+	Can fire over friendly teams.
Anti-tank Rifle team	16"/40cm	2	4	6	
Flame-thrower team	4"/10cm	2	-	6	Flame-thrower.
Staff team	16"/40cm	1	2	6	Moves as a Heavy Gun team.

ADDITIONAL TRAINING AND EQUIPMENT

Panzerknacker teams are rated as Tank Assault 5. Pioneer teams are rated as Tank Assault 4.

TRANSPORT TEAMS

Vehicle	Mobility	Armour		Top	Equipment and Notes
		Front	Side		

TRUCKS

BMW & Sidecar or Kübelwagen jeep	Jeep	-	-	-	Optional Passenger-fired MG.
Horch Kfz 15 field car or field car	Jeep	-	-	-	
Kfz 70 trucks	Wheeled	-	-	-	
Opel Blitz 3-ton truck and French trucks	Wheeled	-	-	-	
Horse-drawn wagon	Wagon	-	-	-	

TRACTORS

Sd Kfz 10 (1t), Sd Kfz 11 (3t), or Sd Kfz 7 (8t) half-track	Half-tracked	-	-	-	
Horse-drawn limber	Wagon	-	-	-	

ARMoured PERSONNEL CARRIERS

Sd Kfz 253 (StuG) half-track	Half-tracked	1	0	1	AA MG.
------------------------------	--------------	---	---	---	--------

AIRCRAFT

Aircraft	Weapon	To Hit	Anti-tank	Firepower	Notes
Ju 87D Stuka	Bombs	4+	5	1+	
Ju 87G Stuka	Cannon	3+	11	4+	
Hs 129B	Cannon	2+	9	4+	Flying Tank.
Bf 109E or FW 190F	Cannon	3+	7	5+	
	Bombs	4+	5	2+	

GUN TEAMS

Weapon	Mobility	Range	ROF	Anti-tank	Firepower	Notes
MACHINE-GUNS						
MG34 HMG or MG42 HMG	Man-packed	24"/60cm	6	2	6	ROF 3 when pinned down or moving.
MORTARS						
8cm GW34 mortar firing bombardments	Man-packed	24"/60cm 40"/100cm	2 -	2 2	3+ 6	Smoke, Minimum range 8"/20cm. Smoke bombardment.
12cm sGW43 mortar	Light	56"/140cm	-	3	3+	
INFANTRY GUNS						
7.5cm leIG18 gun firing bombardments	Light	16"/40cm 48"/120cm	2 -	9 3	3+ 6	Gun shield, Smoke.
15cm sIG33 gun firing bombardments	Heavy	16"/40cm 56"/140cm	1 -	13 4	1+ 2+	Bunker buster, Gun shield.
ANTI-AIRCRAFT						
2cm FlaK38 gun	Light	16"/40cm	4	5	5+	Anti-aircraft, Gun shield, Turntable.
2cm FlaK38 (Quad) gun	Immobile	16"/40cm	6	5	5+	Anti-aircraft, Gun shield, Turntable.
3.7cm FlaK43 gun	Immobile	24"/60cm	4	6	4+	Anti-aircraft, Gun shield, Turntable.
8.8cm FlaK36 gun	Immobile	40"/100cm	2	13	3+	Gun shield, Heavy anti-aircraft, Turntable.
ANTI-TANK						
3.7cm PaK36 gun firing Stielgranate	Light	24"/60cm 8"/20cm	3 1	6 12	4+ 5+	Gun shield.
45mm obr 1937 gun	Light	24"/60cm	3	7	4+	Gun shield.
5cm PaK38 gun	Medium	24"/60cm	3	9	4+	Gun shield.
7.62cm FK36(r) gun	Heavy	32"/80cm	2	10	3+	Gun shield.
7.5cm PaK40 gun	Medium	32"/80cm	2	12	3+	Gun shield.
ARTILLERY						
10.5cm leFH18 howitzer firing bombardments	Immobile	24"/60cm 72"/180cm	1 -	10 4	2+ 4+	Gun shield, Breakthrough gun, Smoke. Smoke bombardment.
15cm sFH18 howitzer Firing bombardments	Immobile	24"/60cm 80"/200cm	1 -	13 5	1+ 2+	Bunker buster, Smoke. Smoke bombardment.
15.5cm sFH414(f) howitzer Firing bombardments	Immobile	16"/40cm 72"/180cm	1 -	10 5	1+ 2+	Bunker buster, Gun shield.
15cm NW41 rocket launcher	Light	64"/160cm	-	3	4+	Smoke bombardment.



